

# NOVARTIS AG FUTURE (NOVH) - EUX/C13

2024/06/21 19:17:32

Price  
**92.6209** CHF

Difference  -0.40% (-0.37)

### General attributes

Symbol	NOVHC13
Exchange	Eurex
Currency	CHF
Security type	Future
Underlying	NOVARTIS AG
Maturity	12-2025
Contract size	100

### Market data

Bid (Bid size)	- CHF (-)
Ask (Ask size)	- CHF (-)
Open	92.6209 CHF
High	92.6209 CHF
Low	92.6209 CHF
Close (prev. day)	92.9949 CHF
Underlying	NOVARTIS AG
Underlying price (date)	93.99 (24/06/21)
Settlement price (date)	92.98 (24/06/21)
Open Interest	0

### Performance and Risk

	6m	1y	3y
Perf (%)	+11.57%	-	-
Perf (abs.)	+9.61	-	-
Beta	-	-	-
Volatility	20.49	-	-

### Futures and Options

Related Futures	-
Related Options	-












Information about previous performance does not guarantee future performance.  
Source: FactSet

### Price data

Ø price 5 days   Ø volume 5 days (pcs.)	92.4975 CHF (0)
Ø price 30 days   Ø volume 30 days (pcs.)	- CHF (-)
Ø price 100 days   Ø volume 100 days (pcs.)	86.7466 CHF (0)
Ø price 250 days   Ø volume 250 days (pcs.)	- CHF (-)
YTD High   date	92.9949 CHF (2024/06/20)
YTD Low   date	83.0845 CHF (2024/04/18)
52 Weeks High   date	- CHF (-)
52 Weeks Low   date	- CHF (-)

### Recent Research

on underlying	on sector	on market	
Date		Headline	Download
2024/06/21		Global Equity Ratings	
2024/06/21		Aktienempfehlungen Global	
2024/06/14		Global Equity Ratings	
2024/06/14		Aktienempfehlungen Global	
2024/05/29		Global Equity Ratings	