

# NOVARTIS AG FUTURE (NOVH) - EUX/C13

2024/05/06 18:30:00

**Price**  
**86.745** CHF  
 Difference  0.13% (0.11)

**General attributes**

|               |             |
|---------------|-------------|
| Symbol        | NOVHC13     |
| Exchange      | Eurex       |
| Currency      | CHF         |
| Security type | Future      |
| Underlying    | NOVARTIS AG |
| Maturity      | 06-2025     |
| Contract size | 100         |

**Market data**

|                         |                  |
|-------------------------|------------------|
| Bid (Bid size)          | - CHF (-)        |
| Ask (Ask size)          | - CHF (-)        |
| Open                    | 86.745 CHF       |
| High                    | 86.745 CHF       |
| Low                     | 86.745 CHF       |
| Close (prev. day)       | 86.6316 CHF      |
| Underlying              | NOVARTIS AG      |
| Underlying price (date) | 92.77 (24/05/23) |
| Settlement price (date) | 91.64 (24/05/23) |
| Open Interest           | 0                |

**Performance and Risk**

|             | 6m     | 1y | 3y |
|-------------|--------|----|----|
| Perf (%)    | +4.45% | -  | -  |
| Perf (abs.) | +3.69  | -  | -  |
| Beta        | -      | -  | -  |
| Volatility  | 17.21  | -  | -  |

**Futures and Options**

|                 |   |
|-----------------|---|
| Related Futures | - |
| Related Options | - |

5y













Information about previous performance does not guarantee future performance.  
 Source: FactSet

**Price data**

|   |                         |
|---|-------------------------|
| Ø price 5 days   Ø volume 5 days (pcs.)     | 87.239 CHF (0)          |
| Ø price 30 days   Ø volume 30 days (pcs.)   | 85.667 CHF (0)          |
| Ø price 100 days   Ø volume 100 days (pcs.) | 86.843 CHF (0)          |
| Ø price 250 days   Ø volume 250 days (pcs.) | - CHF (-)               |
| YTD High   date                             | 92.612 CHF (2024/01/19) |
| YTD Low   date                              | 83.085 CHF (2024/04/18) |
| 52 Weeks High   date                        | - CHF (-)               |
| 52 Weeks Low   date                         | - CHF (-)               |

**Recent Research**

| on underlying | on sector   | on market                 |   |
|---------------|---|---------------------------|---|
| Date          |   | Headline                  | Download  |
| 2024/04/26    |  | Global Equity Ratings     |  |
| 2024/04/26    |  | Aktienempfehlungen Global |  |
| 2024/04/03    |  | Global Equity Ratings     |  |
| 2024/04/03    |  | Aktienempfehlungen Global |  |
| 2024/03/13    |  | Global Equity Ratings     |  |