

# NOVARTIS AG FUTURE (NOVH) - EUX/202410

2024/09/17 18:46:07

**Price**  
**98.1279** CHF

**Difference**  **-0.39% (-0.38)**

### General attributes

Symbol	NOVHV24
Exchange	Eurex
Currency	CHF
Security type	Future
Underlying	NOVARTIS AG
Maturity	10-2024
Contract size	100

### Market data

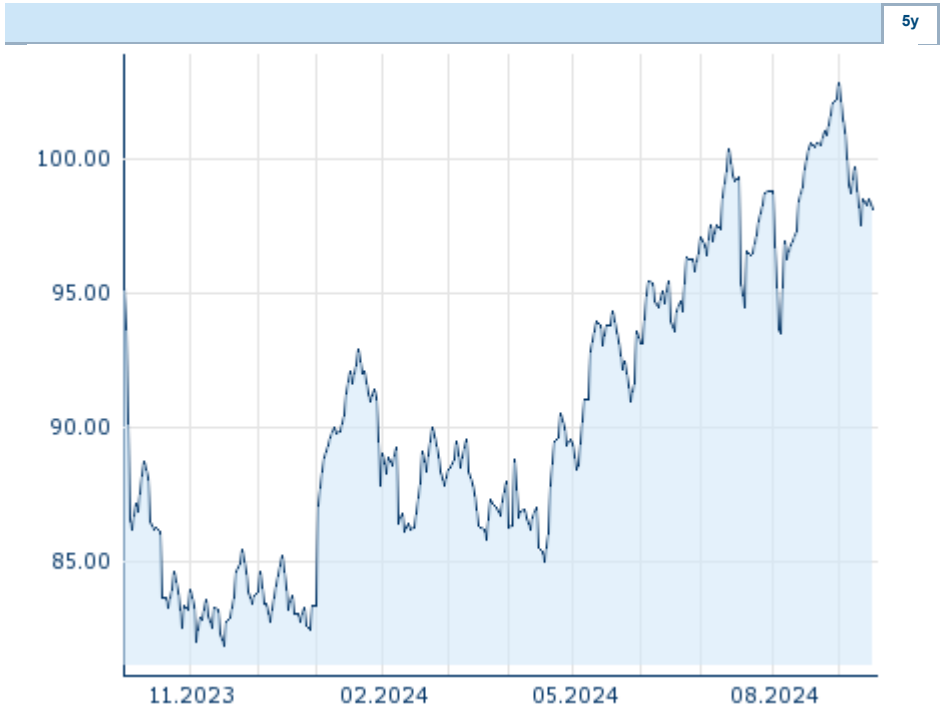
Bid (Bid size)	- CHF (-)
Ask (Ask size)	- CHF (-)
Open	98.1279 CHF
High	98.1279 CHF
Low	98.1279 CHF
Close (prev. day)	98.5087 CHF
Underlying	NOVARTIS AG
Underlying price (date)	98.03 (24/09/17)
Settlement price (date)	98.13 (24/09/17)
Open Interest	0

### Performance and Risk

	6m	1y	3y
Perf (%)	+14.00%	-	-
Perf (abs.)	+12.10	-	-
Beta	-	-	-
Volatility	17.22	-	-

### Futures and Options

Related Futures	-
Related Options	-












Information about previous performance does not guarantee future performance.  
Source: FactSet

### Price data

Ø price 5 days   Ø volume 5 days (pcs.)	98.3686 CHF (0)
Ø price 30 days   Ø volume 30 days (pcs.)	99.3447 CHF (0)
Ø price 100 days   Ø volume 100 days (pcs.)	96.2191 CHF (0)
Ø price 250 days   Ø volume 250 days (pcs.)	- CHF (-)
YTD High   date	102.8505 CHF (2024/09/02)
YTD Low   date	83.3587 CHF (2024/01/02)
52 Weeks High   date	- CHF (-)
52 Weeks Low   date	- CHF (-)

### Recent Research

on underlying   on sector   on market			
Date		Headline	Download
2024/09/11		Global Equity Ratings	
2024/09/11		Aktienempfehlungen Global	
2024/09/05		Global Equity Ratings	
2024/09/05		Aktienempfehlungen Global	
2024/08/12		Global Equity Ratings	