

NOVARTIS AG FUTURE (NOVH) - EUX/202410

2024/09/13 18:35:29

Price
98.2702 CHF

Difference  **-0.29% (-0.28)**

General attributes

Symbol	NOVHV24
Exchange	Eurex
Currency	CHF
Security type	Future
Underlying	NOVARTIS AG
Maturity	10-2024
Contract size	100

Market data

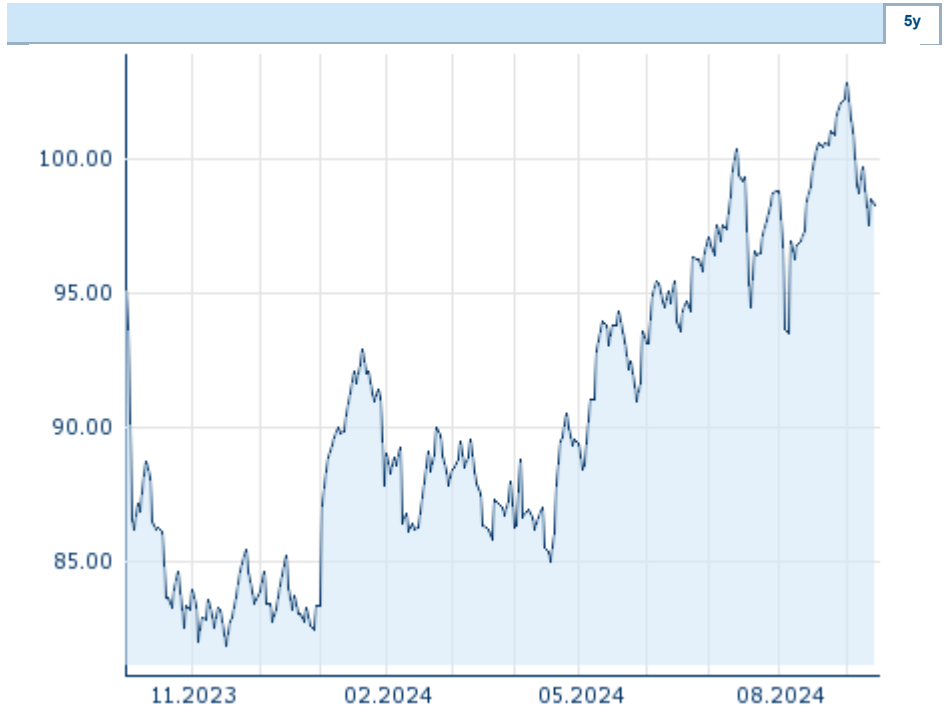
Bid (Bid size)	- CHF (-)
Ask (Ask size)	- CHF (-)
Open	98.2702 CHF
High	98.2702 CHF
Low	98.2702 CHF
Close (prev. day)	98.5534 CHF
Underlying	NOVARTIS AG
Underlying price (date)	98.16 (24/09/13)
Settlement price (date)	98.27 (24/09/13)
Open Interest	0

Performance and Risk

	6m	1y	3y
Perf (%)	+11.79%	-	-
Perf (abs.)	+10.36	-	-
Beta	-	-	-
Volatility	17.27	-	-

Futures and Options

Related Futures	-
Related Options	-












Information about previous performance does not guarantee future performance.
Source: FactSet

Price data

Ø price 5 days Ø volume 5 days (pcs.)	98.6110 CHF (0)
Ø price 30 days Ø volume 30 days (pcs.)	99.1831 CHF (0)
Ø price 100 days Ø volume 100 days (pcs.)	96.1345 CHF (0)
Ø price 250 days Ø volume 250 days (pcs.)	- CHF (-)
YTD High date	102.8505 CHF (2024/09/02)
YTD Low date	83.3587 CHF (2024/01/02)
52 Weeks High date	- CHF (-)
52 Weeks Low date	- CHF (-)

Recent Research

on underlying	on sector	on market	
Date		Headline	Download
2024/09/11		Global Equity Ratings	
2024/09/11		Aktienempfehlungen Global	
2024/09/05		Global Equity Ratings	
2024/09/05		Aktienempfehlungen Global	
2024/08/12		Global Equity Ratings	