

NOVARTIS AG FUTURE (NOVH) - EUX/202410

2024/07/15 18:41:31

Price
99.408 CHF

Difference  -0.97% (-0.98)

General attributes

Symbol	NOVHV24
Exchange	Eurex
Currency	CHF
Security type	Future
Underlying	NOVARTIS AG
Maturity	10-2024
Contract size	100

Market data

Bid (Bid size)	- CHF (-)
Ask (Ask size)	- CHF (-)
Open	99.408 CHF
High	99.408 CHF
Low	99.408 CHF
Close (prev. day)	100.3834 CHF
Underlying	NOVARTIS AG
Underlying price (date)	98.90 (24/07/16)
Settlement price (date)	99.41 (24/07/15)
Open Interest	0

Performance and Risk

	6m	1y	3y
Perf (%)	+9.88%	-	-
Perf (abs.)	+8.94	-	-
Beta	-	-	-
Volatility	16.05	-	-

Futures and Options

Related Futures	-
Related Options	-












Information about previous performance does not guarantee future performance.
Source: FactSet

Price data

Ø price 5 days Ø volume 5 days (pcs.)	99.089 CHF (0)
Ø price 30 days Ø volume 30 days (pcs.)	96.119 CHF (0)
Ø price 100 days Ø volume 100 days (pcs.)	91.306 CHF (0)
Ø price 250 days Ø volume 250 days (pcs.)	- CHF (-)
YTD High date	100.383 CHF (2024/07/12)
YTD Low date	83.359 CHF (2024/01/02)
52 Weeks High date	- CHF (-)
52 Weeks Low date	- CHF (-)

Recent Research

on underlying	on sector	on market	
Date		Headline	Download
2024/07/15		Aktienempfehlungen Global	
2024/07/12		Global Equity Ratings	
2024/06/21		Global Equity Ratings	
2024/06/21		Aktienempfehlungen Global	
2024/06/14		Global Equity Ratings	