

NOVARTIS AG FUTURE (NOVH) - EUX/202512

2024/09/13 18:35:29

Price
96.4573 CHF

Difference  -0.32% (-0.31)

General attributes

Symbol	NOVHZ25
Exchange	Eurex
Currency	CHF
Security type	Future
Underlying	NOVARTIS AG
Maturity	12-2025
Contract size	100

Market data

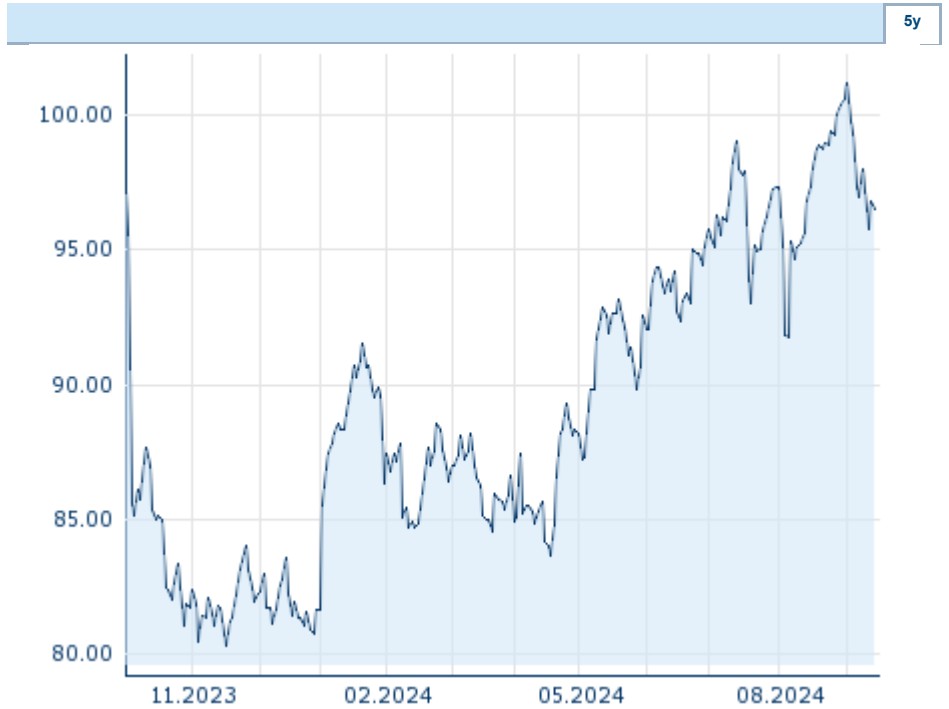
Bid (Bid size)	- CHF (-)
Ask (Ask size)	- CHF (-)
Open	96.4573 CHF
High	96.4573 CHF
Low	96.4573 CHF
Close (prev. day)	96.7671 CHF
Underlying	NOVARTIS AG
Underlying price (date)	98.16 (24/09/13)
Settlement price (date)	96.46 (24/09/13)
Open Interest	0

Performance and Risk

	6m	1y	3y
Perf (%)	+11.42%	-	-
Perf (abs.)	+9.89	-	-
Beta	-	-	-
Volatility	17.78	-	-

Futures and Options

Related Futures	-
Related Options	-












Information about previous performance does not guarantee future performance.
Source: FactSet

Price data

Ø price 5 days Ø volume 5 days (pcs.)	96.8276 CHF (0)
Ø price 30 days Ø volume 30 days (pcs.)	97.4593 CHF (0)
Ø price 100 days Ø volume 100 days (pcs.)	94.7049 CHF (0)
Ø price 250 days Ø volume 250 days (pcs.)	- CHF (-)
YTD High date	101.1556 CHF (2024/09/02)
YTD Low date	81.6387 CHF (2024/01/02)
52 Weeks High date	- CHF (-)
52 Weeks Low date	- CHF (-)

Recent Research

on underlying	on sector	on market	
Date		Headline	Download
2024/09/11		Global Equity Ratings	
2024/09/11		Aktienempfehlungen Global	
2024/09/05		Global Equity Ratings	
2024/09/05		Aktienempfehlungen Global	
2024/08/12		Global Equity Ratings	