

# NOVARTIS AG FUTURE (NOVH) - EUX/202512

2024/07/16 18:50:44

Price  
**97.7532** CHF

Difference  -0.22% (-0.22)

### General attributes

Symbol	NOVHZ25
Exchange	Eurex
Currency	CHF
Security type	Future
Underlying	NOVARTIS AG
Maturity	12-2025
Contract size	100

### Market data

Bid (Bid size)	- CHF (-)
Ask (Ask size)	- CHF (-)
Open	97.7532 CHF
High	97.7532 CHF
Low	97.7532 CHF
Close (prev. day)	97.9725 CHF
Underlying	NOVARTIS AG
Underlying price (date)	98.90 (24/07/16)
Settlement price (date)	97.75 (24/07/16)
Open Interest	0

### Performance and Risk

	6m	1y	3y
Perf (%)	+10.23%	-	-
Perf (abs.)	+9.09	-	-
Beta	-	-	-
Volatility	16.43	-	-

### Futures and Options

Related Futures	-
Related Options	-












Information about previous performance does not guarantee future performance.  
Source: FactSet

### Price data

Ø price 5 days   Ø volume 5 days (pcs.)	97.6878 CHF (0)
Ø price 30 days   Ø volume 30 days (pcs.)	94.8190 CHF (0)
Ø price 100 days   Ø volume 100 days (pcs.)	90.0000 CHF (0)
Ø price 250 days   Ø volume 250 days (pcs.)	- CHF (-)
YTD High   date	98.9795 CHF (2024/07/12)
YTD Low   date	81.6387 CHF (2024/01/02)
52 Weeks High   date	- CHF (-)
52 Weeks Low   date	- CHF (-)

### Recent Research

on underlying	on sector	on market	
Date		Headline	Download
2024/07/15		Aktienempfehlungen Global	
2024/07/12		Global Equity Ratings	
2024/06/21		Global Equity Ratings	
2024/06/21		Aktienempfehlungen Global	
2024/06/14		Global Equity Ratings	