

NOVARTIS AG FUTURE (NOVH) - EUX/202512

2024/06/21 19:17:32

Price
92.9803 CHF

Difference  **-0.43% (-0.40)**

General attributes

Symbol	NOVHZ25
Exchange	Eurex
Currency	CHF
Security type	Future
Underlying	NOVARTIS AG
Maturity	12-2025
Contract size	100

Market data

Bid (Bid size)	- CHF (-)
Ask (Ask size)	- CHF (-)
Open	92.9803 CHF
High	92.9803 CHF
Low	92.9803 CHF
Close (prev. day)	93.3823 CHF
Underlying	NOVARTIS AG
Underlying price (date)	93.99 (24/06/21)
Settlement price (date)	92.98 (24/06/21)
Open Interest	0

Performance and Risk

	6m	1y	3y
Perf (%)	+14.65%	-	-
Perf (abs.)	+11.88	-	-
Beta	-	-	-
Volatility	17.48	-	-

Futures and Options

Related Futures	-
Related Options	-












Information about previous performance does not guarantee future performance.
Source: FactSet

Price data

Ø price 5 days Ø volume 5 days (pcs.)	92.8991 CHF (0)
Ø price 30 days Ø volume 30 days (pcs.)	92.6087 CHF (0)
Ø price 100 days Ø volume 100 days (pcs.)	88.4237 CHF (0)
Ø price 250 days Ø volume 250 days (pcs.)	- CHF (-)
YTD High date	94.3428 CHF (2024/06/06)
YTD Low date	81.6387 CHF (2024/01/02)
52 Weeks High date	- CHF (-)
52 Weeks Low date	- CHF (-)

Recent Research

on underlying	on sector	on market	
Date		Headline	Download
2024/06/21		Global Equity Ratings	
2024/06/21		Aktienempfehlungen Global	
2024/06/14		Global Equity Ratings	
2024/06/14		Aktienempfehlungen Global	
2024/05/29		Global Equity Ratings	