

NOVARTIS AG FUTURE (NOVH) - EUX/202512

2024/06/14 18:39:13

Price
94.2041 CHF

Difference  0.79% (0.74)

General attributes

Symbol	NOVHZ25
Exchange	Eurex
Currency	CHF
Security type	Future
Underlying	NOVARTIS AG
Maturity	12-2025
Contract size	100

Market data

Bid (Bid size)	- CHF (-)
Ask (Ask size)	- CHF (-)
Open	94.2041 CHF
High	94.2041 CHF
Low	94.2041 CHF
Close (prev. day)	93.4618 CHF
Underlying	NOVARTIS AG
Underlying price (date)	95.01 (24/06/14)
Settlement price (date)	94.20 (24/06/14)
Open Interest	0

Performance and Risk

	6m	1y	3y
Perf (%)	+14.51%	-	-
Perf (abs.)	+11.94	-	-
Beta	-	-	-
Volatility	17.31	-	-

Futures and Options

Related Futures	-
Related Options	-












Information about previous performance does not guarantee future performance.
Source: FactSet

Price data

Ø price 5 days Ø volume 5 days (pcs.)	93.7153 CHF (0)
Ø price 30 days Ø volume 30 days (pcs.)	92.0462 CHF (0)
Ø price 100 days Ø volume 100 days (pcs.)	88.2748 CHF (0)
Ø price 250 days Ø volume 250 days (pcs.)	- CHF (-)
YTD High date	94.3428 CHF (2024/06/06)
YTD Low date	81.6387 CHF (2024/01/02)
52 Weeks High date	- CHF (-)
52 Weeks Low date	- CHF (-)

Recent Research

on underlying	on sector	on market	
Date		Headline	Download
2024/06/14		Global Equity Ratings	
2024/06/14		Aktienempfehlungen Global	
2024/05/29		Global Equity Ratings	
2024/05/29		Aktienempfehlungen Global	
2024/04/26		Global Equity Ratings	