

NOVARTIS AG FUTURE (NOVH) - EUX/202512

2024/06/14 18:39:13

Price
94.2041 CHF
 Difference  0.79% (0.74)

General attributes

| | |
|---------------|-------------|
| Symbol | NOVHZ25 |
| Exchange | Eurex |
| Currency | CHF |
| Security type | Future |
| Underlying | NOVARTIS AG |
| Maturity | 12-2025 |
| Contract size | 100 |

Market data

| | |
|-------------------------|------------------|
| Bid (Bid size) | - CHF (-) |
| Ask (Ask size) | - CHF (-) |
| Open | 94.2041 CHF |
| High | 94.2041 CHF |
| Low | 94.2041 CHF |
| Close (prev. day) | 93.4618 CHF |
| Underlying | NOVARTIS AG |
| Underlying price (date) | 95.01 (24/06/14) |
| Settlement price (date) | 94.20 (24/06/14) |
| Open Interest | 0 |

Performance and Risk

| | 6m | 1y | 3y |
|-------------|---------|----|----|
| Perf (%) | +14.51% | - | - |
| Perf (abs.) | +11.94 | - | - |
| Beta | - | - | - |
| Volatility | 17.31 | - | - |

Futures and Options

| | |
|-----------------|---|
| Related Futures | - |
| Related Options | - |

5y













Information about previous performance does not guarantee future performance.
 Source: FactSet

Price data

| | |
|---|--------------------------|
| Ø price 5 days Ø volume 5 days (pcs.) | 93.7153 CHF (0) |
| Ø price 30 days Ø volume 30 days (pcs.) | 92.0462 CHF (0) |
| Ø price 100 days Ø volume 100 days (pcs.) | 88.2748 CHF (0) |
| Ø price 250 days Ø volume 250 days (pcs.) | - CHF (-) |
| YTD High date | 94.3428 CHF (2024/06/06) |
| YTD Low date | 81.6387 CHF (2024/01/02) |
| 52 Weeks High date | - CHF (-) |
| 52 Weeks Low date | - CHF (-) |

Recent Research

| on underlying | on sector | on market | |
|---------------|---|---------------------------|---|
| Date | | Headline | Download |
| 2024/06/14 |  | Global Equity Ratings |  |
| 2024/06/14 |  | Aktienempfehlungen Global |  |
| 2024/05/29 |  | Global Equity Ratings |  |
| 2024/05/29 |  | Aktienempfehlungen Global |  |
| 2024/04/26 |  | Global Equity Ratings |  |