

NOVARTIS AG FUTURE (NOVH) - EUX/202409

2024/09/16 18:46:56

Price
98.4224 CHF

Difference  0.24% (0.24)

General attributes

Symbol	NOVHU24
Exchange	Eurex
Currency	CHF
Security type	Future
Underlying	NOVARTIS AG
Maturity	09-2024
Contract size	100

Market data

Bid (Bid size)	- CHF (-)
Ask (Ask size)	- CHF (-)
Open	98.4224 CHF
High	98.4224 CHF
Low	98.4224 CHF
Close (prev. day)	98.1823 CHF
Underlying	NOVARTIS AG
Underlying price (date)	98.03 (24/09/17)
Settlement price (date)	98.42 (24/09/16)
Open Interest	10,300

Performance and Risk

	6m	1y	3y
Perf (%)	+13.97%	-	-
Perf (abs.)	+12.06	-	-
Beta	-	-	-
Volatility	17.21	-	-

Futures and Options

Related Futures	-
Related Options	-

5y












Information about previous performance does not guarantee future performance.
Source: FactSet

Price data

Ø price 5 days Ø volume 5 days (pcs.)	98.2820 CHF (400)
Ø price 30 days Ø volume 30 days (pcs.)	99.2615 CHF (400)
Ø price 100 days Ø volume 100 days (pcs.)	96.1460 CHF (341)
Ø price 250 days Ø volume 250 days (pcs.)	- CHF (-)
YTD High date	102.7615 CHF (2024/09/02)
YTD Low date	83.2751 CHF (2024/01/02)
52 Weeks High date	- CHF (-)
52 Weeks Low date	- CHF (-)

Recent Research

on underlying	on sector	on market	
Date		Headline	Download
2024/09/11		Global Equity Ratings	
2024/09/11		Aktienempfehlungen Global	
2024/09/05		Global Equity Ratings	
2024/09/05		Aktienempfehlungen Global	
2024/08/12		Global Equity Ratings	