

NOVARTIS AG FUTURE (NOVH) - EUX/202409

2024/07/16 18:50:44

Price
99.1167 CHF

Difference  -0.21% (-0.21)

General attributes

| | |
|---------------|-------------|
| Symbol | NOVHU24 |
| Exchange | Eurex |
| Currency | CHF |
| Security type | Future |
| Underlying | NOVARTIS AG |
| Maturity | 09-2024 |
| Contract size | 100 |

Market data

| | |
|-------------------------|------------------|
| Bid (Bid size) | - CHF (-) |
| Ask (Ask size) | - CHF (-) |
| Open | 99.1167 CHF |
| High | 99.1167 CHF |
| Low | 99.1167 CHF |
| Close (prev. day) | 99.3238 CHF |
| Underlying | NOVARTIS AG |
| Underlying price (date) | 98.90 (24/07/16) |
| Settlement price (date) | 99.12 (24/07/16) |
| Open Interest | 15,500 |

Performance and Risk

| | 6m | 1y | 3y |
|-------------|--------|----|----|
| Perf (%) | +9.89% | - | - |
| Perf (abs.) | +8.94 | - | - |
| Beta | - | - | - |
| Volatility | 16.05 | - | - |

Futures and Options

| | |
|-----------------|---|
| Related Futures | - |
| Related Options | - |













Information about previous performance does not guarantee future performance.
Source: FactSet

Price data

| | |
|---|---------------------------|
| Ø price 5 days Ø volume 5 days (pcs.) | 99.0029 CHF (0) |
| Ø price 30 days Ø volume 30 days (pcs.) | 96.0392 CHF (260) |
| Ø price 100 days Ø volume 100 days (pcs.) | 91.2508 CHF (153) |
| Ø price 250 days Ø volume 250 days (pcs.) | - CHF (-) |
| YTD High date | 100.2967 CHF (2024/07/12) |
| YTD Low date | 83.2751 CHF (2024/01/02) |
| 52 Weeks High date | - CHF (-) |
| 52 Weeks Low date | - CHF (-) |

Recent Research

| on underlying | on sector | on market | |
|---------------|---|---------------------------|---|
| Date | | Headline | Download |
| 2024/07/15 |  | Aktienempfehlungen Global |  |
| 2024/07/12 |  | Global Equity Ratings |  |
| 2024/06/21 |  | Global Equity Ratings |  |
| 2024/06/21 |  | Aktienempfehlungen Global |  |
| 2024/06/14 |  | Global Equity Ratings |  |