

NOVARTIS AG FUTURE (NOVH) - EUX/202408

2024/07/16 18:50:44

Price
99.0045 CHF

Difference  -0.21% (-0.21)

General attributes

Symbol	NOVHQ24
Exchange	Eurex
Currency	CHF
Security type	Future
Underlying	NOVARTIS AG
Maturity	08-2024
Contract size	100

Market data

Bid (Bid size)	- CHF (-)
Ask (Ask size)	- CHF (-)
Open	99.0045 CHF
High	99.0045 CHF
Low	99.0045 CHF
Close (prev. day)	99.2107 CHF
Underlying	NOVARTIS AG
Underlying price (date)	98.90 (24/07/16)
Settlement price (date)	99.00 (24/07/16)
Open Interest	0

Performance and Risk

	6m	1y	3y
Perf (%)	+8.71%	-	-
Perf (abs.)	+7.93	-	-
Beta	-	-	-
Volatility	16.01	-	-

Futures and Options

Related Futures	-
Related Options	-












Information about previous performance does not guarantee future performance.
Source: FactSet

Price data

Ø price 5 days Ø volume 5 days (pcs.)	99.2460 CHF (0)
Ø price 30 days Ø volume 30 days (pcs.)	96.1229 CHF (0)
Ø price 100 days Ø volume 100 days (pcs.)	91.2365 CHF (0)
Ø price 250 days Ø volume 250 days (pcs.)	- CHF (-)
YTD High date	100.1821 CHF (2024/07/12)
YTD Low date	83.1658 CHF (2024/01/02)
52 Weeks High date	- CHF (-)
52 Weeks Low date	- CHF (-)

Recent Research

on underlying	on sector	on market	
Date		Headline	Download
2024/07/15		Aktienempfehlungen Global	
2024/07/12		Global Equity Ratings	
2024/06/21		Global Equity Ratings	
2024/06/21		Aktienempfehlungen Global	
2024/06/14		Global Equity Ratings	