

# NOVARTIS AG FUTURE (NOVH) - EUX/202408

2024/06/05 18:49:02

Price  
**94.7715** CHF

Difference  1.91% (1.77)

### General attributes

|               |             |
|---------------|-------------|
| Symbol        | NOVHQ24     |
| Exchange      | Eurex       |
| Currency      | CHF         |
| Security type | Future      |
| Underlying    | NOVARTIS AG |
| Maturity      | 08-2024     |
| Contract size | 100         |

### Market data

|                         |                  |
|-------------------------|------------------|
| Bid (Bid size)          | - CHF (-)        |
| Ask (Ask size)          | - CHF (-)        |
| Open                    | 94.7715 CHF      |
| High                    | 94.7715 CHF      |
| Low                     | 94.7715 CHF      |
| Close (prev. day)       | 92.9987 CHF      |
| Underlying              | NOVARTIS AG      |
| Underlying price (date) | 94.50 (24/06/05) |
| Settlement price (date) | 94.77 (24/06/05) |
| Open Interest           | 0                |

### Performance and Risk

|             | 6m      | 1y | 3y |
|-------------|---------|----|----|
| Perf (%)    | +13.81% | -  | -  |
| Perf (abs.) | +11.50  | -  | -  |
| Beta        | -       | -  | -  |
| Volatility  | 17.09   | -  | -  |

### Futures and Options

|                 |   |
|-----------------|---|
| Related Futures | - |
| Related Options | - |













5y

Information about previous performance does not guarantee future performance.  
Source: FactSet

### Price data

|   |                          |
|---|--------------------------|
| Ø price 5 days   Ø volume 5 days (pcs.)     | 93.1486 CHF (0)          |
| Ø price 30 days   Ø volume 30 days (pcs.)   | 91.7765 CHF (0)          |
| Ø price 100 days   Ø volume 100 days (pcs.) | 89.2067 CHF (0)          |
| Ø price 250 days   Ø volume 250 days (pcs.) | - CHF (-)                |
| YTD High   date                             | 94.7715 CHF (2024/06/05) |
| YTD Low   date                              | 83.1658 CHF (2024/01/02) |
| 52 Weeks High   date                        | - CHF (-)                |
| 52 Weeks Low   date                         | - CHF (-)                |

### Recent Research

| on underlying   on sector   on market |   |                           |   |
|---------------------------------------|---|---------------------------|---|
| Date                                  |   | Headline                  | Download  |
| 2024/05/29                            |  | Global Equity Ratings     |  |
| 2024/05/29                            |  | Aktienempfehlungen Global |  |
| 2024/04/26                            |  | Global Equity Ratings     |  |
| 2024/04/26                            |  | Aktienempfehlungen Global |  |
| 2024/04/03                            |  | Global Equity Ratings     |  |