

## MARUBENI CORP

ISIN: JP3877600001 WKN: 8002

## Overview

2024/07/17 08:17:29

Price  
17.96 EURDifference  -0.22% (-0.04)

## General attributes

ISIN	JP3877600001
Symbol	8002
Exchange	Stuttgart
Currency	EUR
Sector	Commerce
Security type	Stock
Market cap (m)	30,467 EUR
Benchmark	NIKKEI 225

## Market data

Bid (Bid size)	18.126 EUR (5,000)
Ask (Ask size)	18.50 EUR (5,000)
Open	17.96 EUR
High	17.96 EUR
Low	17.96 EUR
Close (prev. day)	18.00 EUR
VWAP	-
Volume (pcs)	0
Trading volume	0.00
Number of trades	1
Last size	0

## Futures and Options











Related Futures	-
Related Options	-

5y



Information about previous performance does not guarantee future performance.  
Source: FactSet

## Recent research

on sector	on market		
Date	Headline		Download
2024/07/15	 Aktienempfehlungen Global		
2024/07/12	 Global Equity Ratings		
2024/06/21	 Equity Weekly		
2024/06/21	 Global Equity Ratings		
2024/06/21	 Aktienempfehlungen Global		

## Details

2024/07/17 08:17:29

## Price

17.96 EUR

Difference ▼ -0.22% (-0.04)

## General attributes

ISIN	JP3877600001
Symbol	8002
Exchange	Stuttgart
Currency	EUR
Sector	Commerce
Security type	Stock
Market cap (m)	30,467 EUR
Benchmark	NIKKEI 225

## Market data

Bid (Bid size)	18.126 EUR (5,000)
Ask (Ask size)	18.50 EUR (5,000)
Open	17.96 EUR
High	17.96 EUR
Low	17.96 EUR
Close (prev. day)	18.00 EUR
VWAP	-
Volume (pcs)	0
Trading volume	0.00
Number of trades	1
Last size	0

## Performance and Risk

	6m	1y	3y
Perf (%)	+15.02%	+16.92%	+148.55%
Perf (abs.)	+2.35	+2.61	+10.76
Beta	0.85	0.97	0.95
Volatility	32.22	34.88	37.44

5y



Information about previous performance does not guarantee future performance.  
Source: FactSet

## Price data

Ø price 5 days   Ø volume 5 days (pcs.)	17.50 EUR (443)
Ø price 30 days   Ø volume 30 days (pcs.)	17.39 EUR (134)
Ø price 100 days   Ø volume 100 days (pcs.)	16.69 EUR (259)
Ø price 250 days   Ø volume 250 days (pcs.)	15.54 EUR (393)
YTD High   date	18.30 EUR (2024/05/02)
YTD Low   date	14.03 EUR (2024/01/02)
52 Weeks High   date	18.30 EUR (2024/05/02)
52 Weeks Low   date	13.60 EUR (2023/10/04)

## Arbitrage views

Exchange <span>⊕</span>	Date	Time	Price	Trading volume (mio.)	Number of trades
Tradegate	2024/07/17	18:37	18.10 EUR	0.20	28
Tokyo Stock Exchange	2024/07/17	08:00	3,138.00 JPY	130.00	5,335
Stuttgart	2024/07/17	08:17	17.96 EUR	0.00	1
Munich	2024/07/17	08:19	17.888 EUR	0.00	1
Frankfurt	2024/07/17	18:45	18.20 EUR	0.08	9

	17					
FINRA other OTC Issues	2024/07/ 16	20:45	19.50 USD	0.08		20
Duesseldorf	2024/07/ 17	16:30	17.966 EUR	0.00		4
Berlin	2024/07/ 17	08:19	17.888 EUR	0.00		1

## Company profile

### Company Logo

**Marubeni**

### Company Profile

-

### Contact Details

MARUBENI

--

4-2, Ohtemachi 1-chome 100-8088 Chiyoda-ku, Tokyo

Telefon: +81 3 3282 2111

Fax: +81 3 3282 4241

E-mail: -