

MARUBENI CORP

ISIN: JP3877600001 WKN: 8002

Overview

2024/07/17 08:17:29

Price
17.96 EURDifference  -0.22% (-0.04)

General attributes

ISIN	JP3877600001
Symbol	8002
Exchange	Stuttgart
Currency	EUR
Sector	Commerce
Security type	Stock
Market cap (m)	30,467 EUR
Benchmark	NIKKEI 225

Market data

Bid (Bid size)	18.082 EUR (5,000)
Ask (Ask size)	18.50 EUR (6,000)
Open	17.96 EUR
High	17.96 EUR
Low	17.96 EUR
Close (prev. day)	18.00 EUR
VWAP	-
Volume (pcs)	0
Trading volume	0.00
Number of trades	1
Last size	0

Futures and Options









Related Futures	-
Related Options	-

5y



Information about previous performance does not guarantee future performance.
Source: FactSet

Recent research

on sector	on market		
Date	Headline		Download
2024/07/15	 Aktienempfehlungen Global		
2024/07/12	 Global Equity Ratings		
2024/06/21	 Equity Weekly		
2024/06/21	 Global Equity Ratings		
2024/06/21	 Aktienempfehlungen Global		

Details

2024/07/17 08:17:29

Price

17.96 EUR

Difference ▼ -0.22% (-0.04)

General attributes

ISIN	JP3877600001
Symbol	8002
Exchange	Stuttgart
Currency	EUR
Sector	Commerce
Security type	Stock
Market cap (m)	30,467 EUR
Benchmark	NIKKEI 225

Market data

Bid (Bid size)	18.082 EUR (5,000)
Ask (Ask size)	18.50 EUR (6,000)
Open	17.96 EUR
High	17.96 EUR
Low	17.96 EUR
Close (prev. day)	18.00 EUR
VWAP	-
Volume (pcs)	0
Trading volume	0.00
Number of trades	1
Last size	0

Performance and Risk

	6m	1y	3y
Perf (%)	+15.02%	+16.92%	+148.55%
Perf (abs.)	+2.35	+2.61	+10.76
Beta	0.85	0.97	0.95
Volatility	32.22	34.88	37.44

5y



Information about previous performance does not guarantee future performance.
Source: FactSet

Price data

Ø price 5 days Ø volume 5 days (pcs.)	17.50 EUR (443)
Ø price 30 days Ø volume 30 days (pcs.)	17.39 EUR (134)
Ø price 100 days Ø volume 100 days (pcs.)	16.69 EUR (259)
Ø price 250 days Ø volume 250 days (pcs.)	15.54 EUR (393)
YTD High date	18.30 EUR (2024/05/02)
YTD Low date	14.03 EUR (2024/01/02)
52 Weeks High date	18.30 EUR (2024/05/02)
52 Weeks Low date	13.60 EUR (2023/10/04)

Arbitrage views

Exchange ⊕	Date	Time	Price	Trading volume (mio.)	Number of trades
Tradegate	2024/07/17	16:00	18.03 EUR	0.18	22
Tokyo Stock Exchange	2024/07/17	08:00	3,138.00 JPY	130.00	5,335
Stuttgart	2024/07/17	08:17	17.96 EUR	0.00	1
Munich	2024/07/17	08:19	17.888 EUR	0.00	1
Frankfurt	2024/07/17	13:50	18.314 EUR	0.03	5

	17					
FINRA other OTC Issues	2024/07/ 16	20:45	19.50 USD	0.08		20
Duesseldorf	2024/07/ 17	16:30	17.966 EUR	0.00		4
Berlin	2024/07/ 17	08:19	17.888 EUR	0.00		1

Company profile

Company Logo

Marubeni

Company Profile

-

Contact Details

MARUBENI

--

4-2, Ohtemachi 1-chome 100-8088 Chiyoda-ku, Tokyo

Telefon: +81 3 3282 2111

Fax: +81 3 3282 4241

E-mail: -