

MARUBENI CORP

ISIN: JP3877600001 WKN: 8002

Overview

2024/05/29 08:18:09

Price
17.876 EURDifference  -0.26% (-0.05)

General attributes

ISIN	JP3877600001
Symbol	8002
Exchange	Stuttgart
Currency	EUR
Sector	Commerce
Security type	Stock
Market cap (m)	30,387 EUR
Benchmark	NIKKEI 225

Market data

Bid (Bid size)	- (0)
Ask (Ask size)	- (0)
Open	17.876 EUR
High	17.876 EUR
Low	17.876 EUR
Close (prev. day)	17.922 EUR
VWAP	-
Volume (pcs)	0
Trading volume	0.00
Number of trades	3
Last size	0

Futures and Options











Related Futures	-
Related Options	-

5y



Information about previous performance does not guarantee future performance.
Source: FactSet

Recent research

on sector		on market	
Date		Headline	Download
2024/05/29		Global Equity Ratings	
2024/05/29		Aktienempfehlungen Global	
2024/04/26		Global Equity Ratings	
2024/04/26		Aktienempfehlungen Global	
2024/04/03		Global Equity Ratings	

Details

2024/05/29 08:18:09

Price

17.876 EUR

Difference ▼ -0.26% (-0.05)

General attributes

ISIN	JP3877600001
Symbol	8002
Exchange	Stuttgart
Currency	EUR
Sector	Commerce
Security type	Stock
Market cap (m)	30,387 EUR
Benchmark	NIKKEI 225

Market data

Bid (Bid size)	- (0)
Ask (Ask size)	- (0)
Open	17.876 EUR
High	17.876 EUR
Low	17.876 EUR
Close (prev. day)	17.922 EUR
VWAP	-
Volume (pcs)	0
Trading volume	0.00
Number of trades	3
Last size	0

Performance and Risk

	6m	1y	3y
Perf (%)	+26.56%	+24.35%	+147.04%
Perf (abs.)	+3.75	+3.50	+10.64
Beta	0.90	1.07	0.96
Volatility	32.69	37.71	37.32

5y



Information about previous performance does not guarantee future performance.
Source: FactSet

Price data

Ø price 5 days Ø volume 5 days (pcs.)	17.863 EUR (0)
Ø price 30 days Ø volume 30 days (pcs.)	17.167 EUR (161)
Ø price 100 days Ø volume 100 days (pcs.)	15.930 EUR (458)
Ø price 250 days Ø volume 250 days (pcs.)	15.285 EUR (481)
YTD High date	18.300 EUR (2024/05/02)
YTD Low date	14.030 EUR (2024/01/02)
52 Weeks High date	18.300 EUR (2024/05/02)
52 Weeks Low date	13.190 EUR (2023/05/31)

Arbitrage views

Exchange ⊕	Date	Time	Price	Trading volume (mio.)	Number of trades
Tradegate	2024/05/29	22:26	18.072 EUR	0.06	18
Tokyo Stock Exchange	2024/05/29	08:00	3,094.00 JPY	109.92	3,811
Stuttgart	2024/05/29	08:18	17.876 EUR	0.00	3
Munich	2024/05/29	08:13	18.202 EUR	0.00	1
Frankfurt	2024/05/29	08:07	18.042 EUR	0.00	2

	29					
FINRA other OTC Issues	2024/05/29	21:55	19.78 USD	0.08		21
Duesseldorf	2024/05/29	19:31	18.05 EUR	0.00		7
Berlin	2024/05/29	08:13	18.048 EUR	0.00		3

Company profile

Company Logo

Marubeni

Company Profile

-

Contact Details

MARUBENI

--

4-2, Ohtemachi 1-chome 100-8088 Chiyoda-ku, Tokyo

Telefon: +81 3 3282 2111

Fax: +81 3 3282 4241

E-mail: -