

MARUBENI CORP

ISIN: JP3877600001 WKN: 8002

Overview

2024/04/30 15:37:23

Price

16.508 EUR

Difference  0.33% (0.05)

General attributes

ISIN	JP3877600001
Symbol	8002
Exchange	Stuttgart
Currency	EUR
Sector	Commerce
Security type	Stock
Market cap (m)	28,261 EUR
Benchmark	NIKKEI 225

Market data

Bid (Bid size)	- (0)
Ask (Ask size)	- (0)
Open	16.588 EUR
High	16.588 EUR
Low	16.508 EUR
Close (prev. day)	16.454 EUR
VWAP	-
Volume (pcs)	380
Trading volume	6,273.00
Number of trades	5
Last size	380

Futures and Options

Related Futures	-
Related Options	-











5y



Information about previous performance does not guarantee future performance.

Source: FactSet

Recent research

on sector		on market	
Date		Headline	Download
2024/04/26		Global Equity Ratings	
2024/04/26		Aktienempfehlungen Global	
2024/04/03		Global Equity Ratings	
2024/04/03		Aktienempfehlungen Global	
2024/03/13		Global Equity Ratings	

Details

2024/04/30 15:37:23

Price

16.508 EUR

Difference ▲ 0.33% (0.05)

General attributes

ISIN	JP3877600001
Symbol	8002
Exchange	Stuttgart
Currency	EUR
Sector	Commerce
Security type	Stock
Market cap (m)	28,261 EUR
Benchmark	NIKKEI 225

Market data

Bid (Bid size)	- (0)
Ask (Ask size)	- (0)
Open	16.588 EUR
High	16.588 EUR
Low	16.508 EUR
Close (prev. day)	16.454 EUR
VWAP	-
Volume (pcs)	380
Trading volume	6,273.00
Number of trades	5
Last size	380

Performance and Risk

	6m	1y	3y
Perf (%)	+21.38%	+29.02%	+144.89%
Perf (abs.)	+2.91	+3.71	+9.77
Beta	0.94	1.06	0.96
Volatility	32.83	38.47	37.46

5y



Information about previous performance does not guarantee future performance.
Source: FactSet

Price data

Ø price 5 days Ø volume 5 days (pcs.)	16.138 EUR (126)
Ø price 30 days Ø volume 30 days (pcs.)	15.960 EUR (273)
Ø price 100 days Ø volume 100 days (pcs.)	15.235 EUR (647)
Ø price 250 days Ø volume 250 days (pcs.)	14.945 EUR (566)
YTD High date	16.588 EUR (2024/04/30)
YTD Low date	14.030 EUR (2024/01/02)
52 Weeks High date	16.930 EUR (2023/06/22)
52 Weeks Low date	12.550 EUR (2023/05/02)

Arbitrage views

Exchange ⊕	Date	Time	Price	Trading volume (mio.)	Number of trades
Tradegate	2024/04/30	22:26	16.704 EUR	0.04	15
Tokyo Stock Exchange	2024/04/30	08:00	2,824.00 JPY	295.51	16,263
Stuttgart	2024/04/30	15:37	16.508 EUR	0.01	5
Munich	2024/04/30	08:00	16.75 EUR	0.00	1
Frankfurt	2024/04/30	16:56	16.704 EUR	0.02	3

	30					
FINRA other OTC Issues	2024/04/30	20:24	17.696 USD	0.02		13
Duesseldorf	2024/04/30	19:30	16.59 EUR	0.00		5
Berlin	2024/04/30	08:04	16.678 EUR	0.00		2

Company profile

Company Logo

Marubeni

Company Profile

-

Contact Details

MARUBENI

--

4-2, Ohtemachi 1-chome 100-8088 Chiyoda-ku, Tokyo

Telefon: +81 3 3282 2111

Fax: +81 3 3282 4241

E-mail: -