

PERPETUAL LTD.

ISIN: AU000000PPT9 WKN: PPT

Overview

2024/07/19 08:06:00

Price

13.40 EUR

Difference  -2.19% (-0.30)

General attributes

ISIN AU000000PPT9

Symbol PPT

Exchange Frankfurt

Currency EUR

Sector Financial

Security type Stock

Market cap (m) 1,571 EUR

Benchmark ASX ALL ORDINARIES INDEX

Market data

Bid (Bid size) 13.50 EUR (3,000)

Ask (Ask size) 14.10 EUR (2,800)

Open 13.40 EUR

High 13.40 EUR

Low 13.40 EUR

Close (prev. day) 13.70 EUR

VWAP 13.60 EUR

Volume (pcs) 0

Trading volume 0.00

Number of trades 1

Last size 0

Futures and Options

Related Futures -

Related Options -








5y



Information about previous performance does not guarantee future performance.

Source: FactSet

Recent research

on sector			
Date		Headline	Download
2024/07/15		Aktienempfehlungen Global	
2024/07/12		Global Equity Ratings	
2024/07/09		Aktienempfehlungen Österreich	
2024/06/28		Equity Weekly	
2024/06/24		Aktienempfehlungen Österreich	

Details

2024/07/19 08:06:00

Price

13.40 EUR

Difference 📉 -2.19% (-0.30)

General attributes

ISIN	AU000000PPT9
Symbol	PPT
Exchange	Frankfurt
Currency	EUR
Sector	Financial
Security type	Stock
Market cap (m)	1,571 EUR
Benchmark	ASX ALL ORDINARIES INDEX

Market data

Bid (Bid size)	13.50 EUR (3,000)
Ask (Ask size)	14.10 EUR (2,800)
Open	13.40 EUR
High	13.40 EUR
Low	13.40 EUR
Close (prev. day)	13.70 EUR
VWAP	13.60 EUR
Volume (pcs)	0
Trading volume	0.00
Number of trades	1
Last size	0

Performance and Risk

	6m	1y	3y
Perf (%)	-8.67%	-11.04%	-43.39%
Perf (abs.)	-1.30	-1.70	-10.50
Beta	0.93	1.10	1.10
Volatility	28.14	31.74	34.36

5y



Information about previous performance does not guarantee future performance.

Source: FactSet

Price data

Ø price 5 days Ø volume 5 days (pcs.)	13.52 EUR (0)
Ø price 30 days Ø volume 30 days (pcs.)	13.07 EUR (3)
Ø price 100 days Ø volume 100 days (pcs.)	13.79 EUR (4)
Ø price 250 days Ø volume 250 days (pcs.)	13.72 EUR (25)
YTD High date	15.70 EUR (2024/01/02)
YTD Low date	12.60 EUR (2024/06/24)
52 Weeks High date	15.80 EUR (2023/07/20)
52 Weeks Low date	11.00 EUR (2023/10/26)

All listings for PERPETUAL LTD.

Exchange 📍	Date	Time	Price	Trading volume (mio.)	Number of trades
Stuttgart	2024/07/19	09:32	13.60 EUR	0.00	2
Munich	2024/07/19	08:01	13.70 EUR	0.00	1
Frankfurt	2024/07/19	08:06	13.40 EUR	0.00	1
FINRA other OTC Issues	2024/03/20	17:21	15.70 USD	0.14	2
Duesseldorf	2024/07/19	09:30	13.50 EUR	0.00	2

	19						
Australian Securities Exchange	2024/07/19	08:10	22.39	AUD	4.53		2,273

Company profile

Company Logo



Company Profile

-

Contact Details

PERPETUAL TRUSTE

--

Level 7 39 Hunter Street - NSW 2000
SYDNEY

Telefon: (02) 9229 9000

Fax: (02) 9232 8936

E-mail: media@perpetual.com.au