

MONADELPHOUS GROUP LTD.

ISIN: AU000000MND5 WKN: MND

Overview

2024/07/19 08:06:00

Price
7.65 EURDifference  -0.65% (-0.05)

General attributes

ISIN	AU000000MND5
Symbol	MND
Exchange	Frankfurt
Currency	EUR
Sector	Other
Security type	Stock
Market cap (m)	752 EUR
Benchmark	ASX ALL ORDINARIES INDEX

Market data

Bid (Bid size)	7.65 EUR (600)
Ask (Ask size)	7.90 EUR (5,100)
Open	7.65 EUR
High	7.65 EUR
Low	7.65 EUR
Close (prev. day)	7.70 EUR
VWAP	9.05 EUR
Volume (pcs)	0
Trading volume	0.00
Number of trades	1
Last size	0

Futures and Options











Related Futures	-
Related Options	-

5y



Information about previous performance does not guarantee future performance.
Source: FactSet

Recent research

on sector			
Date		Headline	Download
2024/07/15		Aktienempfehlungen Global	
2024/07/12		Global Equity Ratings	
2024/07/09		Aktienempfehlungen Österreich	
2024/07/05		Equity Weekly	
2024/06/24		Aktienempfehlungen Österreich	

Details

2024/07/19 08:06:00

Price
7.65 EURDifference ▼ -0.65% (-0.05)

General attributes

ISIN	AU000000MND5
Symbol	MND
Exchange	Frankfurt
Currency	EUR
Sector	Other
Security type	Stock
Market cap (m)	752 EUR
Benchmark	ASX ALL ORDINARIES INDEX

Market data

Bid (Bid size)	7.65 EUR (600)
Ask (Ask size)	7.90 EUR (5,100)
Open	7.65 EUR
High	7.65 EUR
Low	7.65 EUR
Close (prev. day)	7.70 EUR
VWAP	9.05 EUR
Volume (pcs)	0
Trading volume	0.00
Number of trades	1
Last size	0

Performance and Risk

	6m	1y	3y
Perf (%)	-9.94%	+0.65%	+11.59%
Perf (abs.)	-0.85	+0.05	+0.80
Beta	0.99	0.96	0.98
Volatility	25.33	26.48	33.49

5y



Information about previous performance does not guarantee future performance.
Source: FactSet

Price data

Ø price 5 days Ø volume 5 days (pcs.)	7.82 EUR (0)
Ø price 30 days Ø volume 30 days (pcs.)	7.96 EUR (0)
Ø price 100 days Ø volume 100 days (pcs.)	8.14 EUR (0)
Ø price 250 days Ø volume 250 days (pcs.)	8.34 EUR (0)
YTD High date	9.05 EUR (2024/01/02)
YTD Low date	7.70 EUR (2024/07/18)
52 Weeks High date	9.15 EUR (2023/12/20)
52 Weeks Low date	7.50 EUR (2023/07/24)

All listings for MONADELPHOUS GROUP LTD.

Exchange <input type="checkbox"/>	Date	Time	Price	Trading volume (mio.)	Number of trades
Tradegate	2024/07/18	22:02	7.65 EUR	0.00	1
Stuttgart	2024/07/19	08:01	7.55 EUR	0.00	1
Frankfurt	2024/07/19	08:06	7.65 EUR	0.00	1
Duesseldorf	2024/07/19	08:10	7.50 EUR	0.00	1
Berlin	2024/07/19	08:01	7.65 EUR	0.00	1

	19						
Australian Securities Exchange	2024/07/19	08:10	12.51	AUD	3.52		3,165

Company profile

Company Logo

Contact Details

MONADELPHOUS GRP

--

Telefon: -

Fax: -

E-mail: -

Company Profile

-