

# SCHOTT PHARMA AG & CO. KGAA

ISIN: **DE000A3ENQ51** WKN: **A3ENQ5**

## Overview

2024/07/18 17:32:17

Price

33.28 EUR

Difference  -2.29% (-0.78)

### General attributes

ISIN	DE000A3ENQ51
Symbol	1SXP
Exchange	Vienna Stock Exchange
Currency	EUR
Sector	Chemical / Pharmaceutical / Health
Security type	Stock
Market cap (m)	4,976 EUR
Benchmark	GERMANY DAX

### Market data

Bid (Bid size)	-
Ask (Ask size)	-
Open	33.14 EUR
High	33.28 EUR
Low	33.04 EUR
Close (prev. day)	34.06 EUR
VWAP	32.988986 EUR
Volume (pcs)	0
Trading volume	0.00
Number of trades	4
Last size	0

### Futures and Options





Related Futures	-
Related Options	597

5y



Information about previous performance does not guarantee future performance.  
Source: FactSet

### Recent research

on sector		on market	
Date		Headline	Download
2024/07/15		Aktienempfehlungen Global	
2024/07/12		Global Equity Ratings	
2024/07/09		Aktienempfehlungen Österreich	
2024/06/24		Aktienempfehlungen Österreich	
2024/06/21		Global Equity Ratings	

## Details

2024/07/18 17:32:17

## Price

33.28 EUR

Difference ▼ -2.29% (-0.78)

## General attributes

ISIN	DE000A3ENQ51
Symbol	1SXP
Exchange	Vienna Stock Exchange
Currency	EUR
Sector	Chemical / Pharmaceutical / Health
Security type	Stock
Market cap (m)	4,976 EUR
Benchmark	GERMANY DAX

## Market data

Bid (Bid size)	-
Ask (Ask size)	-
Open	33.14 EUR
High	33.28 EUR
Low	33.04 EUR
Close (prev. day)	34.06 EUR
VWAP	32.988986 EUR
Volume (pcs)	0
Trading volume	0.00
Number of trades	4
Last size	0

## Performance and Risk

	6m	1y	3y
Perf (%)	+2.72%	-	-
Perf (abs.)	+0.88	-	-
Beta	0.60	0.71	0.29
Volatility	45.33	-	-

5y



Information about previous performance does not guarantee future performance.  
Source: FactSet

## Price data

Ø price 5 days   Ø volume 5 days (pcs.)	33.45 EUR (227)
Ø price 30 days   Ø volume 30 days (pcs.)	29.58 EUR (125)
Ø price 100 days   Ø volume 100 days (pcs.)	34.64 EUR (141)
Ø price 250 days   Ø volume 250 days (pcs.)	- EUR (-)
YTD High   date	41.60 EUR (2024/03/21)
YTD Low   date	25.90 EUR (2024/06/21)
52 Weeks High   date	- EUR (-)
52 Weeks Low   date	- EUR (-)

## Arbitrage views

Exchange	Date	Time	Price	Trading volume (mio.)	Number of trades
Xetra	2024/07/18	17:43	33.04 EUR	1.64	696
Vienna Stock Exchange	2024/07/18	17:32	33.28 EUR	0.00	4
Tradegate	2024/07/18	22:26	33.02 EUR	0.11	70
Stuttgart	2024/07/18	21:55	32.84 EUR	0.03	59
Munich	2024/07/18	08:00	33.72 EUR	0.00	2

	18						
Hanover	2024/07/18	08:16	33.72	EUR	0.00		3
Hamburg	2024/07/18	08:16	33.72	EUR	0.00		3
Frankfurt	2024/07/18	20:17	33.40	EUR	0.01		1
FINRA other OTC Issues	-	-	-		0.00		1
Duesseldorf	2024/07/18	19:31	32.78	EUR	0.00		7
Berlin	2024/07/18	08:13	33.92	EUR	0.00		3

## Company profile

### Company Logo



### Contact Details

SCHOTT PHARMA AG & CO. KGAA

--

Hattenbergstrasse 10 - 55122 Mainz

Telefon: +49-6131-66-0

Fax: +

E-mail: -

### Company Profile

-

#### Members of Management Board

Andreas Reisse	Chairman of Managing Board
Almuth Steinkühler	Member of Executive Committee

#### Board of directors

Peter Goldschmidt	Chairman of Supervisory Board
Wolfgang Wienand	Member of Supervisory Board
Ann-Kristin Erkens	Member of Supervisory Board
Christine Wening	Member of Supervisory Board
Eva Kienle	Member of Supervisory Board
Mario Just	Member of Supervisory Board