

SCHOTT PHARMA AG & CO. KGAA

ISIN: **DE000A3ENQ51** WKN: **A3ENQ5**

Overview

2024/07/16 17:32:27

Price

33.54 EUR

Difference  1.27% (0.42)

General attributes

ISIN DE000A3ENQ51

Symbol 1SXP

Exchange Vienna Stock Exchange

Currency EUR

Sector Chemical / Pharmaceutical / Health

Security type Stock

Market cap (m) 5,055 EUR

Benchmark GERMANY DAX

Market data

Bid (Bid size) -

Ask (Ask size) -

Open 32.92 EUR

High 33.54 EUR

Low 32.82 EUR

Close (prev. day) 33.12 EUR

VWAP 32.988986 EUR

Volume (pcs) 0

Trading volume 0.00

Number of trades 5

Last size 0

Futures and Options

Related Futures -

Related Options 593

5y










Information about previous performance does not guarantee future performance.

Source: FactSet

Recent research

on sector on market

Date	Headline	Download
2024/07/15	 Aktienempfehlungen Global	
2024/07/12	 Global Equity Ratings	
2024/07/09	 Aktienempfehlungen Österreich	
2024/06/24	 Aktienempfehlungen Österreich	
2024/06/21	 Global Equity Ratings	

Details

2024/07/16 17:32:27

Price

33.54 EUR

Difference ▲ 1.27% (0.42)

General attributes

ISIN	DE000A3ENQ51
Symbol	1SXP
Exchange	Vienna Stock Exchange
Currency	EUR
Sector	Chemical / Pharmaceutical / Health
Security type	Stock
Market cap (m)	5,055 EUR
Benchmark	GERMANY DAX

Market data

Bid (Bid size)	-
Ask (Ask size)	-
Open	32.92 EUR
High	33.54 EUR
Low	32.82 EUR
Close (prev. day)	33.12 EUR
VWAP	32.988986 EUR
Volume (pcs)	0
Trading volume	0.00
Number of trades	5
Last size	0

Performance and Risk

	6m	1y	3y
Perf (%)	+0.42%	-	-
Perf (abs.)	+0.14	-	-
Beta	0.59	0.71	0.29
Volatility	45.34	-	-

5y



Information about previous performance does not guarantee future performance.
Source: FactSet

Price data

Ø price 5 days Ø volume 5 days (pcs.)	32.70 EUR (227)
Ø price 30 days Ø volume 30 days (pcs.)	29.21 EUR (125)
Ø price 100 days Ø volume 100 days (pcs.)	34.73 EUR (144)
Ø price 250 days Ø volume 250 days (pcs.)	- EUR (-)
YTD High date	41.60 EUR (2024/03/21)
YTD Low date	25.90 EUR (2024/06/21)
52 Weeks High date	- EUR (-)
52 Weeks Low date	- EUR (-)

Arbitrage views

Exchange ⊕	Date	Time	Price	Trading volume (mio.)	Number of trades
Xetra	2024/07/16	17:35	33.56 EUR	1.21	425
Vienna Stock Exchange	2024/07/16	17:32	33.54 EUR	0.00	5
Tradegate	2024/07/17	08:00	33.12 EUR	0.00	2
Stuttgart	2024/07/16	21:45	33.28 EUR	0.00	61
Munich	2024/07/16	08:00	33.10 EUR	0.00	1

	17						
Hanover	2024/07/16	08:16	32.64	EUR	0.00		1
Hamburg	2024/07/16	08:16	32.64	EUR	0.00		3
Frankfurt	2024/07/16	15:54	32.98	EUR	0.04		2
FINRA other OTC Issues	-	-	-		0.00		1
Duesseldorf	2024/07/16	19:31	33.24	EUR	0.00		7
Berlin	2024/07/16	08:13	32.62	EUR	0.00		3

Company profile

Company Logo



Contact Details

SCHOTT PHARMA AG & CO. KGAA

--

Hattenbergstrasse 10 - 55122 Mainz

Telefon: +49-6131-66-0

Fax: +

E-mail: -

Company Profile

-

Members of Management Board

Andreas Reisse	Chairman of Managing Board
Almuth Steinkühler	Member of Executive Committee

Board of directors

Peter Goldschmidt	Chairman of Supervisory Board
Wolfgang Wienand	Member of Supervisory Board
Ann-Kristin Erkens	Member of Supervisory Board
Christine Wening	Member of Supervisory Board
Eva Kienle	Member of Supervisory Board
Mario Just	Member of Supervisory Board