

SCHOTT PHARMA AG & CO. KGAA

ISIN: DE000A3ENQ51 WKN: A3ENQ5

Overview

2024/09/13 19:31:47

Price
32.00 EURDifference  1.98% (0.62)

General attributes

ISIN	DE000A3ENQ51
Symbol	1SXP
Exchange	Duesseldorf
Currency	EUR
Sector	Chemical / Pharmaceutical / Health
Security type	Stock
Market cap (m)	4,874 EUR
Benchmark	GERMANY DAX

Market data

Bid (Bid size)	-
Ask (Ask size)	-
Open	31.36 EUR
High	32.24 EUR
Low	31.36 EUR
Close (prev. day)	31.38 EUR
VWAP	-
Volume (pcs)	0
Trading volume	0.00
Number of trades	5
Last size	0

Futures and Options








Related Futures	-
Related Options	586

5y



Information about previous performance does not guarantee future performance.
Source: FactSet

Recent research

on sector		on market	
Date		Headline	Download
2024/09/13		Equity Weekly	
2024/09/11		Global Equity Ratings	
2024/09/11		Aktienempfehlungen Global	
2024/09/09		Aktienempfehlungen Österreich	
2024/09/05		Global Equity Ratings	

Details

2024/09/13 19:31:47

Price

32.00 EUR

Difference ▲ 1.98% (0.62)

General attributes

ISIN	DE000A3ENQ51
Symbol	1SXP
Exchange	Duesseldorf
Currency	EUR
Sector	Chemical / Pharmaceutical / Health
Security type	Stock
Market cap (m)	4,874 EUR
Benchmark	GERMANY DAX

Market data

Bid (Bid size)	-
Ask (Ask size)	-
Open	31.36 EUR
High	32.24 EUR
Low	31.36 EUR
Close (prev. day)	31.38 EUR
VWAP	-
Volume (pcs)	0
Trading volume	0.00
Number of trades	5
Last size	0

Performance and Risk

	6m	1y	3y
Perf (%)	-18.37%	-	-
Perf (abs.)	-7.20	-	-
Beta	-	-	-
Volatility	45.45	-	-

5y



Information about previous performance does not guarantee future performance.
Source: FactSet

Price data

Ø price 5 days Ø volume 5 days (pcs.)	32.92 EUR (10)
Ø price 30 days Ø volume 30 days (pcs.)	32.61 EUR (3)
Ø price 100 days Ø volume 100 days (pcs.)	31.70 EUR (8)
Ø price 250 days Ø volume 250 days (pcs.)	- EUR (-)
YTD High date	43.20 EUR (2024/02/29)
YTD Low date	25.82 EUR (2024/06/24)
52 Weeks High date	- EUR (-)
52 Weeks Low date	- EUR (-)

Arbitrage views

Exchange ⊕	Date	Time	Price	Trading volume (mio.)	Number of trades
Xetra	2024/09/13	17:35	32.36 EUR	1.10	523
Vienna Stock Exchange	2024/09/13	17:32	32.38 EUR	0.00	5
Tradegate	2024/09/13	22:26	32.36 EUR	0.05	39
Stuttgart	2024/09/13	21:55	32.10 EUR	0.00	61
Munich	2024/09/13	08:13	31.78 EUR	0.00	2

	13						
Hanover	2024/09/ 13	08:16	31.50	EUR	0.00		3
Hamburg	2024/09/ 13	08:16	31.50	EUR	0.00		3
Frankfurt	2024/09/ 13	08:12	31.50	EUR	0.00		2
FINRA other OTC Issues	-	-	-		0.00		1
Duesseldorf	2024/09/ 13	19:31	32.00	EUR	0.00		5
Berlin	2024/09/ 13	08:13	31.36	EUR	0.00		1

Company profile

Company Logo



Contact Details

SCHOTT PHARMA AG & CO. KGAA

--

Hattenbergstrasse 10 - 55122 Mainz

Telefon: +49-6131-66-0

Fax: +

E-mail: -

Company Profile

-

Members of Management Board

Andreas Reisse Chairman of Managing Board

Almuth Steinkühler Member of Executive Committee

Board of directors

Peter Goldschmidt Chairman of Supervisory Board

Wolfgang Wienand Member of Supervisory Board

Ann-Kristin Erkens Member of Supervisory Board

Christine Wening Member of Supervisory Board

Eva Kienle Member of Supervisory Board

Mario Just Member of Supervisory Board