

SCHOTT PHARMA AG & CO. KGAA

ISIN: DE000A3ENQ51 WKN: A3ENQ5

Overview

2024/07/17 08:12:07

Price

33.12 EUR

Difference  -0.36% (-0.12)

General attributes

ISIN DE000A3ENQ51

Symbol 1SXP

Exchange Duesseldorf

Currency EUR

Sector Chemical / Pharmaceutical / Health

Security type Stock

Market cap (m) 5,055 EUR

Benchmark GERMANY DAX

Market data

Bid (Bid size) 33.12 EUR (300)

Ask (Ask size) 33.40 EUR (300)

Open 33.12 EUR

High 33.12 EUR

Low 33.12 EUR

Close (prev. day) 33.24 EUR

VWAP -

Volume (pcs) 0

Trading volume 0.00

Number of trades 1

Last size 0

Futures and Options

Related Futures -

Related Options 593











5y



Information about previous performance does not guarantee future performance.

Source: FactSet

Recent research

on sector		on market	
Date		Headline	Download
2024/07/15		Aktienempfehlungen Global	
2024/07/12		Global Equity Ratings	
2024/07/09		Aktienempfehlungen Österreich	
2024/06/24		Aktienempfehlungen Österreich	
2024/06/21		Global Equity Ratings	

Details

2024/07/17 08:12:07

Price

33.12 EUR

Difference ▼ -0.36% (-0.12)

General attributes

ISIN	DE000A3ENQ51
Symbol	1SXP
Exchange	Duesseldorf
Currency	EUR
Sector	Chemical / Pharmaceutical / Health
Security type	Stock
Market cap (m)	5,055 EUR
Benchmark	GERMANY DAX

Market data

Bid (Bid size)	33.12 EUR (300)
Ask (Ask size)	33.40 EUR (300)
Open	33.12 EUR
High	33.12 EUR
Low	33.12 EUR
Close (prev. day)	33.24 EUR
VWAP	-
Volume (pcs)	0
Trading volume	0.00
Number of trades	1
Last size	0

Performance and Risk

	6m	1y	3y
Perf (%)	+0.73%	-	-
Perf (abs.)	+0.24	-	-
Beta	0.59	0.71	0.29
Volatility	44.62	-	-

5y



Information about previous performance does not guarantee future performance.
Source: FactSet

Price data

Ø price 5 days Ø volume 5 days (pcs.)	32.36 EUR (0)
Ø price 30 days Ø volume 30 days (pcs.)	29.06 EUR (10)
Ø price 100 days Ø volume 100 days (pcs.)	34.46 EUR (8)
Ø price 250 days Ø volume 250 days (pcs.)	- EUR (-)
YTD High date	43.20 EUR (2024/02/29)
YTD Low date	25.82 EUR (2024/06/24)
52 Weeks High date	- EUR (-)
52 Weeks Low date	- EUR (-)

Arbitrage views

Exchange	Date	Time	Price	Trading volume (mio.)	Number of trades
Xetra	2024/07/16	17:35	33.56 EUR	1.21	425
Vienna Stock Exchange	2024/07/16	17:32	33.54 EUR	0.00	5
Tradegate	2024/07/17	08:13	33.12 EUR	0.00	4
Stuttgart	2024/07/17	08:15	33.12 EUR	0.00	1
Munich	2024/07/17	08:00	33.10 EUR	0.00	1

	17						
Hanover	2024/07/17	08:16	33.10	EUR	0.00		1
Hamburg	2024/07/17	08:16	33.10	EUR	0.00		1
Frankfurt	2024/07/17	08:01	33.10	EUR	0.00		1
FINRA other OTC Issues	-	-	-		0.00		1
Duesseldorf	2024/07/17	08:12	33.12	EUR	0.00		1
Berlin	2024/07/17	08:13	33.12	EUR	0.00		1

Company profile

Company Logo



Contact Details

SCHOTT PHARMA AG & CO. KGAA

--

Hattenbergstrasse 10 - 55122 Mainz

Telefon: +49-6131-66-0

Fax: +

E-mail: -

Company Profile

-

Members of Management Board

Andreas Reisse Chairman of Managing Board

Almuth Steinkühler Member of Executive Committee

Board of directors

Peter Goldschmidt Chairman of Supervisory Board

Wolfgang Wienand Member of Supervisory Board

Ann-Kristin Erkens Member of Supervisory Board

Christine Wening Member of Supervisory Board

Eva Kienle Member of Supervisory Board

Mario Just Member of Supervisory Board