

## SCHOTT PHARMA AG &amp; CO. KGAA

ISIN: DE000A3ENQ51 WKN: A3ENQ5

## Overview

2024/08/16 08:16:12

Price

31.74 EUR

Difference  -0.69% (-0.22)

## General attributes

ISIN DE000A3ENQ51

Symbol 1SXP

Exchange Hamburg

Currency EUR

Sector Chemical / Pharmaceutical / Health

Security type Stock

Market cap (m) 4,723 EUR

Benchmark GERMANY DAX

## Market data

Bid (Bid size) -

Ask (Ask size) -

Open 31.74 EUR

High 31.74 EUR

Low 31.74 EUR

Close (prev. day) 31.96 EUR

VWAP -

Volume (pcs) 0

Trading volume 0.00

Number of trades 3

Last size 0

## Futures and Options

Related Futures -

Related Options 522











5y



Information about previous performance does not guarantee future performance.

Source: FactSet

## Recent research

on sector		on market	
Date		Headline	Download
2024/08/16		Equity Weekly	
2024/08/13		Aktienempfehlungen Österreich	
2024/08/12		Global Equity Ratings	
2024/08/12		Aktienempfehlungen Global	
2024/08/09		Equity Weekly	

## Details

2024/08/16 08:16:12

## Price

31.74 EUR

Difference ▼ -0.69% (-0.22)

## General attributes

ISIN	DE000A3ENQ51
Symbol	1SXP
Exchange	Hamburg
Currency	EUR
Sector	Chemical / Pharmaceutical / Health
Security type	Stock
Market cap (m)	4,723 EUR
Benchmark	GERMANY DAX

## Market data

Bid (Bid size)	-
Ask (Ask size)	-
Open	31.74 EUR
High	31.74 EUR
Low	31.74 EUR
Close (prev. day)	31.96 EUR
VWAP	-
Volume (pcs)	0
Trading volume	0.00
Number of trades	3
Last size	0

## Performance and Risk

	6m	1y	3y
Perf (%)	-13.75%	-	-
Perf (abs.)	-5.06	-	-
Beta	0.49	0.60	0.27
Volatility	43.90	-	-

5y



Information about previous performance does not guarantee future performance.

Source: FactSet

## Price data

Ø price 5 days   Ø volume 5 days (pcs.)	32.00 EUR (10)
Ø price 30 days   Ø volume 30 days (pcs.)	32.14 EUR (16)
Ø price 100 days   Ø volume 100 days (pcs.)	32.94 EUR (14)
Ø price 250 days   Ø volume 250 days (pcs.)	- EUR (-)
YTD High   date	42.80 EUR (2024/02/29)
YTD Low   date	25.88 EUR (2024/06/24)
52 Weeks High   date	- EUR (-)
52 Weeks Low   date	- EUR (-)

## Arbitrage views

Exchange	Date	Time	Price	Trading volume (mio.)	Number of trades
Xetra	2024/08/16	17:35	31.36 EUR	0.84	318
Vienna Stock Exchange	2024/08/16	17:32	31.28 EUR	0.01	5
Tradegate	2024/08/16	22:26	31.28 EUR	0.07	39
Stuttgart	2024/08/16	21:55	31.10 EUR	0.00	62
Munich	2024/08/16	08:00	32.36 EUR	0.00	2

	16						
Hanover	2024/08/ 16	08:16	31.74	EUR	0.00		3
Hamburg	2024/08/ 16	08:16	31.74	EUR	0.00		3
Frankfurt	2024/08/ 16	08:00	31.74	EUR	0.00		2
FINRA other OTC Issues	-	-	-		0.00		1
Duesseldorf	2024/08/ 16	19:31	31.06	EUR	0.00		6
Berlin	2024/08/ 16	13:06	31.56	EUR	0.00		2

## Company profile

### Company Logo



### Contact Details

SCHOTT PHARMA AG & CO. KGAA

--

Hattenbergstrasse 10 - 55122 Mainz

Telefon: +49-6131-66-0

Fax: +

E-mail: -

### Company Profile

-

#### Members of Management Board

Andreas Reisse	Chairman of Managing Board
Almuth Steinkühler	Member of Executive Committee

#### Board of directors

Peter Goldschmidt	Chairman of Supervisory Board
Wolfgang Wienand	Member of Supervisory Board
Ann-Kristin Erkens	Member of Supervisory Board
Christine Wening	Member of Supervisory Board
Eva Kienle	Member of Supervisory Board
Mario Just	Member of Supervisory Board