


# HARVEY NORMAN HOLDINGS LTD (HVN) - AUX/CALL/0.01/20250320

2024/07/17 09:29:17

**Price**  
4.54 AUD

**Difference**  1.79% (0.08)

**General attributes**

|                 |                             |
|-----------------|-----------------------------|
| Symbol          | HVN25C2010.01               |
| Exchange        | AUX                         |
| Currency        | AUD                         |
| Security type   | Option                      |
| Underlying      | HARVEY NORMAN HOLDINGS LTD. |
| Type            | CALL                        |
| Style           | European                    |
| Strike price    | 0.01 AUD                    |
| Maturity        | 2025/03/20                  |
| Contract size   | 100                         |
| Settlement date | 2024/07/17                  |
| Delivery date   | -                           |

**Market data**

|                         |                 |
|-------------------------|-----------------|
| Bid (Bid size)          | -               |
| Ask (Ask size)          | -               |
| Open                    | 4.54 AUD        |
| High                    | 4.54 AUD        |
| Low                     | 4.54 AUD        |
| Close (prev. day)       | 4.46 AUD        |
| Underlying              | Harvey Norman   |
| Underlying price (date) | 4.54 (24/07/17) |
| Settlement price (date) | 4.54 (24/07/17) |
| Open Interest           | -               |

**Performance and Risk**

|             | 6m     | 1y | 3y |
|-------------|--------|----|----|
| Perf (%)    | +7.36% | -  | -  |
| Perf (abs.) | +0.31  | -  | -  |
| Beta        | -      | -  | -  |
| Volatility  | 26.16  | -  | -  |

**Futures and Options**

|                 |   |
|-----------------|---|
| Related Futures | - |
| Related Options | - |

5y













Information about previous performance does not guarantee future performance.  
Source: FactSet

**Price data**

|   |                       |
|---|-----------------------|
| Ø price 5 days   Ø volume 5 days (pcs.)     | 4.51 AUD (0)          |
| Ø price 30 days   Ø volume 30 days (pcs.)   | 4.44 AUD (0)          |
| Ø price 100 days   Ø volume 100 days (pcs.) | 4.62 AUD (0)          |
| Ø price 250 days   Ø volume 250 days (pcs.) | - AUD (-)             |
| YTD High   date                             | 5.15 AUD (2024/03/28) |
| YTD Low   date                              | 4.01 AUD (2024/01/08) |
| 52 Weeks High   date                        | - AUD (-)             |
| 52 Weeks Low   date                         | - AUD (-)             |

**Recent research**

on sector

| Date       | Headline  | Download  |
|------------|---|---|
| 2024/07/15 |  Aktienempfehlungen Global |  |
| 2024/07/12 |  Global Equity Ratings     |  |
| 2024/06/21 |  Equity Weekly             |  |
| 2024/06/21 |  Global Equity Ratings     |  |
| 2024/06/21 |  Aktienempfehlungen Global |  |