

K92 MNG INC

ISIN: CA4991131083

WKN: -

Overview

2024/07/26 08:02:41

Price

5.064 EUR

Difference  -1.63% (-0.08)

General attributes

ISIN	CA4991131083
Symbol	KNT
Exchange	Munich
Currency	EUR
Sector	Energy / Commodities
Security type	Stock
Market cap (m)	1,207 EUR
Benchmark	S&P/TSX 60 INDEX

Market data

Bid (Bid size)	-
Ask (Ask size)	-
Open	5.064 EUR
High	5.064 EUR
Low	5.064 EUR
Close (prev. day)	5.148 EUR
VWAP	5.10 EUR
Volume (pcs)	0
Trading volume	0.00
Number of trades	2
Last size	0

Futures and Options

Related Futures	-
Related Options	-





5y



Information about previous performance does not guarantee future performance.

Source: FactSet

Recent research

on sector	Date	Headline	Download
	2024/07/26	 Equity Weekly	
	2024/07/24	 Global Equity Ratings	
	2024/07/24	 Aktienempfehlungen Global	
	2024/07/15	 Aktienempfehlungen Global	
	2024/07/12	 Equity Weekly	

Details

2024/07/26 08:02:41

Price

5.064 EUR

Difference 📉 -1.63% (-0.08)

General attributes

ISIN	CA4991131083
Symbol	KNT
Exchange	Munich
Currency	EUR
Sector	Energy / Commodities
Security type	Stock
Market cap (m)	1,207 EUR
Benchmark	S&P/TSX 60 INDEX

Market data

Bid (Bid size)	-
Ask (Ask size)	-
Open	5.064 EUR
High	5.064 EUR
Low	5.064 EUR
Close (prev. day)	5.148 EUR
VWAP	5.10 EUR
Volume (pcs)	0
Trading volume	0.00
Number of trades	2
Last size	0

Performance and Risk

	6m	1y	3y
Perf (%)	+12.93%	+19.41%	-8.51%
Perf (abs.)	+0.58	+0.82	-0.47
Beta	1.53	1.44	1.23
Volatility	37.38	43.34	44.72

5y



Information about previous performance does not guarantee future performance.
Source: FactSet

Price data

Ø price 5 days Ø volume 5 days (pcs.)	5.194 EUR (0)
Ø price 30 days Ø volume 30 days (pcs.)	5.342 EUR (2)
Ø price 100 days Ø volume 100 days (pcs.)	5.047 EUR (60)
Ø price 250 days Ø volume 250 days (pcs.)	4.461 EUR (64)
YTD High date	5.750 EUR (2024/07/12)
YTD Low date	3.778 EUR (2024/02/29)
52 Weeks High date	5.750 EUR (2024/07/12)
52 Weeks Low date	3.219 EUR (2023/11/14)

All listings for K92 MNG INC

Exchange 📍	Date	Time	Price	Trading volume (mio.)	Number of trades
Tradegate	2024/07/26	22:26	5.102 EUR	0.03	9
Toronto Stock Exchange	2024/07/26	22:00	7.66 CAD	2.68	1,760
Stuttgart	2024/07/26	11:05	5.014 EUR	0.00	4
Munich	2024/07/26	08:02	5.064 EUR	0.00	2
Frankfurt	2024/07/26	08:10	5.012 EUR	0.00	2

	26					
FINRA other OTC Issues	2024/07/26	21:45	5.5485 USD	0.35		75
Duesseldorf	2024/07/26	08:10	4.985 EUR	0.00		3
Berlin	2024/07/26	20:48	5.108 EUR	0.00		20

Company profile

Company Logo



Company Profile

-

Contact Details

K92 MINING

--

Telefon: -

Fax: -

E-mail: -