

EMX ROYALTY CORP.

ISIN: CA26873J1075 WKN: 26873J107

Overview

2024/07/26 08:02:41

Price
1.68 EURDifference  0.00% (0.00)

General attributes

ISIN	CA26873J1075
Symbol	EMX
Exchange	Munich
Currency	EUR
Sector	Energy / Commodities
Security type	Stock
Market cap (m)	186 EUR
Benchmark	S&P/TSX 60 INDEX

Market data

Bid (Bid size)	-
Ask (Ask size)	-
Open	1.68 EUR
High	1.68 EUR
Low	1.68 EUR
Close (prev. day)	1.68 EUR
VWAP	1.76 EUR
Volume (pcs)	0
Trading volume	0.00
Number of trades	1
Last size	0

Futures and Options










Related Futures	-
Related Options	-

5y



Information about previous performance does not guarantee future performance.
Source: FactSet

Recent research

on sector			
Date		Headline	Download
2024/07/26		Equity Weekly	
2024/07/24		Global Equity Ratings	
2024/07/24		Aktienempfehlungen Global	
2024/07/15		Aktienempfehlungen Global	
2024/07/12		Equity Weekly	

Details

2024/07/26 08:02:41

Price

1.68 EUR

Difference ➔ 0.00% (0.00)

General attributes

ISIN	CA26873J1075
Symbol	EMX
Exchange	Munich
Currency	EUR
Sector	Energy / Commodities
Security type	Stock
Market cap (m)	186 EUR
Benchmark	S&P/TSX 60 INDEX

Market data

Bid (Bid size)	-
Ask (Ask size)	-
Open	1.68 EUR
High	1.68 EUR
Low	1.68 EUR
Close (prev. day)	1.68 EUR
VWAP	1.76 EUR
Volume (pcs)	0
Trading volume	0.00
Number of trades	1
Last size	0

Performance and Risk

	6m	1y	3y
Perf (%)	+19.57%	-0.88%	-28.36%
Perf (abs.)	+0.28	-0.02	-0.67
Beta	1.27	1.02	1.17
Volatility	29.79	29.64	32.21

5y



Information about previous performance does not guarantee future performance.
Source: FactSet

Price data

Ø price 5 days Ø volume 5 days (pcs.)	1.71 EUR (0)
Ø price 30 days Ø volume 30 days (pcs.)	1.72 EUR (0)
Ø price 100 days Ø volume 100 days (pcs.)	1.73 EUR (146)
Ø price 250 days Ø volume 250 days (pcs.)	1.63 EUR (77)
YTD High date	1.93 EUR (2024/05/21)
YTD Low date	1.36 EUR (2024/02/13)
52 Weeks High date	1.93 EUR (2024/05/21)
52 Weeks Low date	1.36 EUR (2024/02/13)

All listings for EMX ROYALTY CORP.

Exchange ⊕	Date	Time	Price	Trading volume (mio.)	Number of trades
Tradegate	2024/07/26	22:02	1.655 EUR	0.00	1
TSX Venture Exchange	2024/07/26	21:59	2.47 CAD	0.02	18
Stuttgart	2024/07/26	11:05	1.66 EUR	0.00	4
NYSE MKT	2024/07/26	22:00	1.79 USD	0.39	653
Munich	2024/07/26	08:02	1.68 EUR	0.00	1

	26					
London Stock Exchange	2024/05/21	18:11	2.84 CAD	0.03		1
Frankfurt	2024/07/26	08:05	1.65 EUR	0.00		2
Duesseldorf	2024/07/26	08:12	1.655 EUR	0.00		1
Berlin	2024/07/26	20:48	1.67 EUR	0.00		20

Company profile

Company Logo



Company Profile

-

Contact Details

EMX ROYALTY

--

Telefon: -

Fax: -

E-mail: -