


USD/CZK FUTURES (WITH HUF SETTLEMENT) (USD-CZK) - BUD/20250917

2024/09/03 03:57:25

Price
22.4457 CZK

Difference  0.03% (0.01)

General attributes

Symbol USD-CZK0925

Exchange Budapest Stock Exchange

Currency CZK

Security type Future

Underlying US DOLLAR / CZECH KORUNA (USD/CZK)

Maturity 09-2025

Contract size 1,000

Market data

Bid (Bid size) - CZK (-)

Ask (Ask size) - CZK (-)

Open 22.4457 CZK

High -

Low -

Close (prev. day) 22.4392 CZK

Underlying US DOLLAR / CZECH KORUNA (USD/CZK)

Underlying price (date) 22.635 (24/09/03)

Settlement price (date) - (-)

Open Interest 0

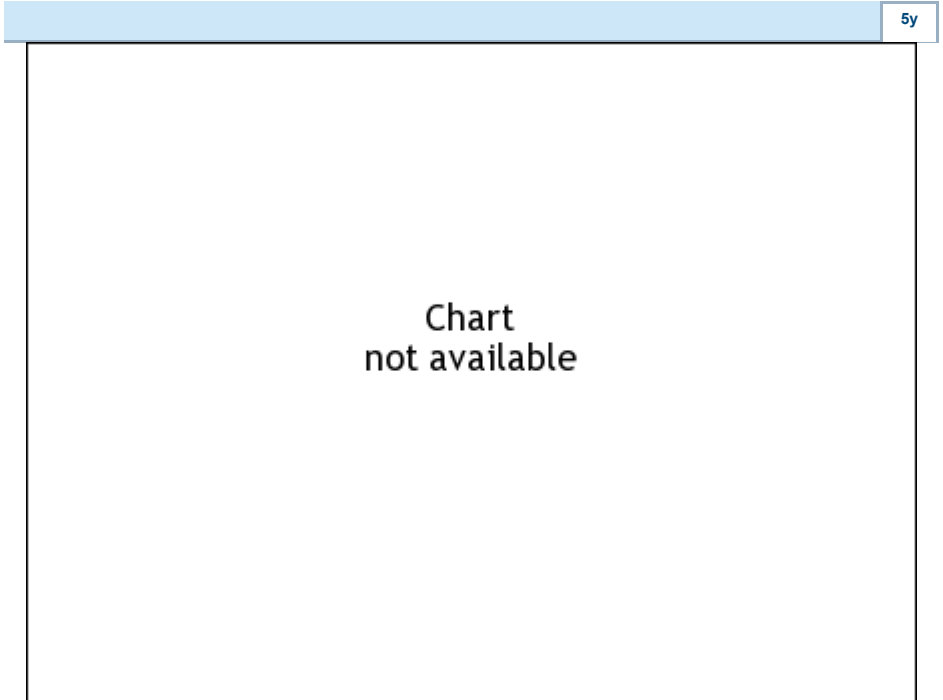
Performance and Risk

	6m	1y	3y
Perf (%)	-	-	-
Perf (abs.)	-	-	-
Beta	-	-	-
Volatility	-	-	-

Futures and Options

Related Futures -

Related Options -



Information about previous performance does not guarantee future performance.
Source: FactSet

Price data

Ø price 5 days | Ø volume 5 days (pcs.) - CZK (-)

Ø price 30 days | Ø volume 30 days (pcs.) - CZK (-)

Ø price 100 days | Ø volume 100 days (pcs.) - CZK (-)

Ø price 250 days | Ø volume 250 days (pcs.) - CZK (-)

YTD High | date - CZK (-)






YTD Low | date - CZK (-)

52 Weeks High | date - CZK (-)

52 Weeks Low | date - CZK (-)

Recent Research

on market

Date	Headline	Download
2024/09/02	 Eurozone Inflation und US-Arbeitsmarkt beschäftigen die Märkte	
2024/09/02	 More 2Q24 GDP structure and monthly data on 3Q24 performance	
2024/08/26	 Glance at GDP structure and August's inflation	
2024/08/20	 CEE Special Report Social Development Goals in the region	
2024/08/19	 Poland's monthly data as tipping point for upward growth revisions	