


USD/CAD FUTURES (WITH HUF SETTLEMENT) (USD-CAD) - BUD/20250917

2024/08/21 03:48:39

Price
1.3598 CAD

Difference  0.10% (0.00)

General attributes

Symbol USD-CAD0925

Exchange Budapest Stock Exchange

Currency CAD

Security type Future

Underlying US DOLLAR / CANADIAN DOLLAR (USD/CAD)

Maturity 09-2025

Contract size 1,000

Market data

Bid (Bid size) - CAD (-)

Ask (Ask size) - CAD (-)

Open 1.3598 CAD

High -

Low -

Close (prev. day) 1.3585 CAD

Underlying US DOLLAR / CANADIAN DOLLAR (USD/CAD)

Underlying price (date) 1.3583 (24/08/21)

Settlement price (date) - (-)

Open Interest 0

Performance and Risk

	6m	1y	3y
Perf (%)	-	-	-
Perf (abs.)	-	-	-
Beta	-	-	-
Volatility	-	-	-

Futures and Options

Related Futures -

Related Options -



Information about previous performance does not guarantee future performance.
Source: FactSet

Price data

Ø price 5 days | Ø volume 5 days (pcs.) - CAD (-)

Ø price 30 days | Ø volume 30 days (pcs.) - CAD (-)

Ø price 100 days | Ø volume 100 days (pcs.) - CAD (-)

Ø price 250 days | Ø volume 250 days (pcs.) - CAD (-)

YTD High | date - CAD (-)










YTD Low | date - CAD (-)

52 Weeks High | date - CAD (-)

52 Weeks Low | date - CAD (-)

Recent Research

on market

Date	Headline	Download
2024/08/20	 CEE Special Report Social Development Goals in the region	
2024/08/19	 Poland's monthly data as tipping point for upward growth revisions	
2024/08/12	 Marktkommentar	
2024/08/12	 US-Arbeitsmarkt und Bank of Japan verunsichern die Märkte	
2024/08/12	 GDP growth data in spotlight	