


NOK/HUF (NOK) - BUD/20250917

2024/05/15 03:44:50	
Price	33.7664 HUF
Difference	 -0.58% (-0.20)

General attributes	
Symbol	NOK0925
Exchange	Budapest Stock Exchange
Currency	HUF
Security type	Future
Underlying	NORWEGIAN KRONER / HUNGARIAN FORINT (NOK/HUF)
Maturity	09-2025
Contract size	10,000

Market data	
Bid (Bid size)	- HUF (-)
Ask (Ask size)	- HUF (-)
Open	33.7664 HUF
High	-
Low	-
Close (prev. day)	33.9631 HUF
Underlying	NORWEGIAN KRONER / HUNGARIAN FORINT (NOK/HUF)
Underlying price (date)	- (-)
Settlement price (date)	- (-)
Open Interest	0










Performance and Risk			
	6m	1y	3y
Perf (%)	-	-	-
Perf (abs.)	-	-	-
Beta	-	-	-
Volatility	-	-	-

Futures and Options	
Related Futures	-
Related Options	-



Information about previous performance does not guarantee future performance.
Source: FactSet

Price data	
Ø price 5 days Ø volume 5 days (pcs.)	- HUF (-)
Ø price 30 days Ø volume 30 days (pcs.)	- HUF (-)
Ø price 100 days Ø volume 100 days (pcs.)	- HUF (-)
Ø price 250 days Ø volume 250 days (pcs.)	- HUF (-)
YTD High date	- HUF (-)
YTD Low date	- HUF (-)
52 Weeks High date	- HUF (-)
52 Weeks Low date	- HUF (-)

Recent Research			
on underlying		on market	
Date		Headline	Download
2024/05/13		Will Romanian central bank begin monetary easing?	
2024/05/10		Disinflation ended in April	
2024/05/08		Industry plummeted by 2.8% y/y in March	
2024/05/07		Massive surprise to the upside	
2024/05/06		Unfavorable factors behind the shiny figure	