

# EUR/NOK FUTURE (FCNK) - EUX/202509

2024/10/18 15:30:38

**Price**  
**12.0018** NOK

**Difference**  **-0.33% (-0.04)**

### General attributes

Symbol	FCNKU25
Exchange	Eurex
Currency	NOK
Security type	Future
Underlying	EURO / NORWEGIAN KRONER (EUR/NOK)
Maturity	09-2025
Contract size	1

### Market data

Bid (Bid size)	- NOK (-)
Ask (Ask size)	- NOK (-)
Open	12.0018 NOK
High	12.0018 NOK
Low	12.0018 NOK
Close (prev. day)	12.0410 NOK
Underlying	EURO / NORWEGIAN KRONER (EUR/NOK)
Underlying price (date)	11.8115 (24/10/18)
Settlement price (date)	12.00 (24/10/18)
Open Interest	0

### Performance and Risk

	6m	1y	3y
Perf (%)	+0.64%	+1.59%	-
Perf (abs.)	+0.08	+0.19	-
Beta	-	-	-
Volatility	8.66	7.95	-

### Futures and Options

Related Futures	-
Related Options	-

5y












Information about previous performance does not guarantee future performance.  
Source: FactSet

### Price data

Ø price 5 days   Ø volume 5 days (pcs.)	11.9824 NOK (0)
Ø price 30 days   Ø volume 30 days (pcs.)	11.9008 NOK (0)
Ø price 100 days   Ø volume 100 days (pcs.)	11.7849 NOK (0)
Ø price 250 days   Ø volume 250 days (pcs.)	11.7648 NOK (0)
YTD High   date	12.2052 NOK (2024/08/05)
YTD Low   date	11.3687 NOK (2024/06/21)
52 Weeks High   date	12.2052 NOK (2024/08/05)
52 Weeks Low   date	11.3687 NOK (2024/06/21)

### Recent Research

on market		
Date	Headline	Download
2024/10/15	 Endgültige Inflationszahlen und Handelsdaten	
2024/10/13	 Final inflation numbers and trade data	
2024/10/10	 CEE is not finished with monetary easing, rates will fall further	
2024/10/10	 EU News Monthly October 2024	
2024/10/08	 Global Strategy 4Q 2024	