

# ALSTOM S.A. FUTURE (AOMJ) - EUX/202410

2024/09/16 18:46:34

**Price**  
**17.2788** EUR  
 Difference  -0.25% (-0.04)

**General attributes**

Symbol	AOMJV24
Exchange	Eurex
Currency	EUR
Security type	Future
Underlying	ALSTOM SA
Maturity	10-2024
Contract size	106

**Market data**

Bid (Bid size)	- EUR (-)
Ask (Ask size)	- EUR (-)
Open	17.2788 EUR
High	17.2788 EUR
Low	17.2788 EUR
Close (prev. day)	17.3215 EUR
Underlying	ALSTOM SA
Underlying price (date)	17.25 (24/09/16)
Settlement price (date)	17.28 (24/09/16)
Open Interest	0

**Performance and Risk**

	6m	1y	3y
Perf (%)	+37.13%	-	-
Perf (abs.)	+4.68	-	-
Beta	-	-	-
Volatility	37.92	-	-

**Futures and Options**

Related Futures	-
Related Options	-

5y












Information about previous performance does not guarantee future performance.  
 Source: FactSet

**Price data**

Ø price 5 days   Ø volume 5 days (pcs.)	16.7459 EUR (0)
Ø price 30 days   Ø volume 30 days (pcs.)	17.6121 EUR (0)
Ø price 100 days   Ø volume 100 days (pcs.)	17.3499 EUR (0)
Ø price 250 days   Ø volume 250 days (pcs.)	14.9630 EUR (0)
YTD High   date	19.8821 EUR (2024/05/27)
YTD Low   date	11.2861 EUR (2024/01/19)
52 Weeks High   date	- EUR (-)
52 Weeks Low   date	- EUR (-)

**Recent Research**

on underlying	on sector	on market	
Date		Headline	Download
2022/05/04		Global Equity Ratings	
2022/05/04		Aktienempfehlungen Global	
2022/04/27		Global Equity Ratings	
2022/04/27		Aktienempfehlungen Global	
2022/04/14		Global Equity Ratings	