

HORNBACH HOLDING AG&CO.KGAA FUTURE (HBHF) - EUX/202410

2024/08/13 18:43:21

Price
75.2186 EUR

Difference  0.39% (0.29)

General attributes

Symbol	HBHFV24
Exchange	Eurex
Currency	EUR
Security type	Future
Underlying	HORNBACH HOLDING AG & CO. KGAA
Maturity	10-2024
Contract size	100

Market data

Bid (Bid size)	- EUR (-)
Ask (Ask size)	- EUR (-)
Open	75.2186 EUR
High	75.2186 EUR
Low	75.2186 EUR
Close (prev. day)	74.9242 EUR
Underlying	HORNBACH HOLDING AG & CO. KGAA
Underlying price (date)	74.70 (24/08/13)
Settlement price (date)	75.22 (24/08/13)
Open Interest	0

Performance and Risk

	6m	1y	3y
Perf (%)	+13.93%	-	-
Perf (abs.)	+9.19	-	-
Beta	-	-	-
Volatility	22.83	-	-

Futures and Options

Related Futures	-
Related Options	-

5y












Information about previous performance does not guarantee future performance.
Source: FactSet

Price data

Ø price 5 days Ø volume 5 days (pcs.)	74.7800 EUR (0)
Ø price 30 days Ø volume 30 days (pcs.)	77.6338 EUR (0)
Ø price 100 days Ø volume 100 days (pcs.)	76.2936 EUR (0)
Ø price 250 days Ø volume 250 days (pcs.)	- EUR (-)
YTD High date	81.1725 EUR (2024/07/12)
YTD Low date	63.7223 EUR (2024/02/05)
52 Weeks High date	- EUR (-)
52 Weeks Low date	- EUR (-)

Recent Research

on sector		on market	
Date		Headline	Download
2024/08/12		Global Equity Ratings	
2024/08/12		Aktienempfehlungen Global	
2024/07/24		Global Equity Ratings	
2024/07/24		Aktienempfehlungen Global	
2024/07/15		Aktienempfehlungen Global	