

# ABB LTD. FUTURE (ABBP) - EUX/202410

2024/06/25 19:05:10

**Price**  
**49.8634** CHF  
 Difference  -0.90% (-0.45)

**General attributes**

Symbol	ABBPV24
Exchange	Eurex
Currency	CHF
Security type	Future
Underlying	ABB LTD
Maturity	10-2024
Contract size	100

**Market data**

Bid (Bid size)	- CHF (-)
Ask (Ask size)	- CHF (-)
Open	49.8634 CHF
High	49.8634 CHF
Low	49.8634 CHF
Close (prev. day)	50.3168 CHF
Underlying	ABB LTD
Underlying price (date)	49.67 (24/06/25)
Settlement price (date)	49.86 (24/06/25)
Open Interest	0

**Performance and Risk**

	6m	1y	3y
Perf (%)	+34.86%	-	-
Perf (abs.)	+12.89	-	-
Beta	-	-	-
Volatility	19.51	-	-

**Futures and Options**

Related Futures	-
Related Options	-

5y












Information about previous performance does not guarantee future performance.  
 Source: FactSet

**Price data**

Ø price 5 days   Ø volume 5 days (pcs.)	50.5386 CHF (0)
Ø price 30 days   Ø volume 30 days (pcs.)	49.8842 CHF (0)
Ø price 100 days   Ø volume 100 days (pcs.)	44.3609 CHF (0)
Ø price 250 days   Ø volume 250 days (pcs.)	- CHF (-)
YTD High   date	51.7681 CHF (2024/06/12)
YTD Low   date	34.9375 CHF (2024/01/19)
52 Weeks High   date	- CHF (-)
52 Weeks Low   date	- CHF (-)

**Recent Research**

on underlying   on sector   on market			
Date		Headline	Download
2024/06/21		Global Equity Ratings	
2024/06/21		Aktienempfehlungen Global	
2024/06/14		Global Equity Ratings	
2024/06/14		Aktienempfehlungen Global	
2024/05/29		Global Equity Ratings	