

# ABB LTD. FUTURE (ABBP) - EUX/202410

2024/06/21 19:16:52

Price  
**49.9909** CHF

Difference  -2.84% (-1.46)

### General attributes

Symbol	ABBPV24
Exchange	Eurex
Currency	CHF
Security type	Future
Underlying	ABB LTD
Maturity	10-2024
Contract size	100

### Market data

Bid (Bid size)	- CHF (-)
Ask (Ask size)	- CHF (-)
Open	49.9909 CHF
High	49.9909 CHF
Low	49.9909 CHF
Close (prev. day)	51.4517 CHF
Underlying	ABB LTD
Underlying price (date)	50.24 (24/06/24)
Settlement price (date)	49.99 (24/06/21)
Open Interest	0

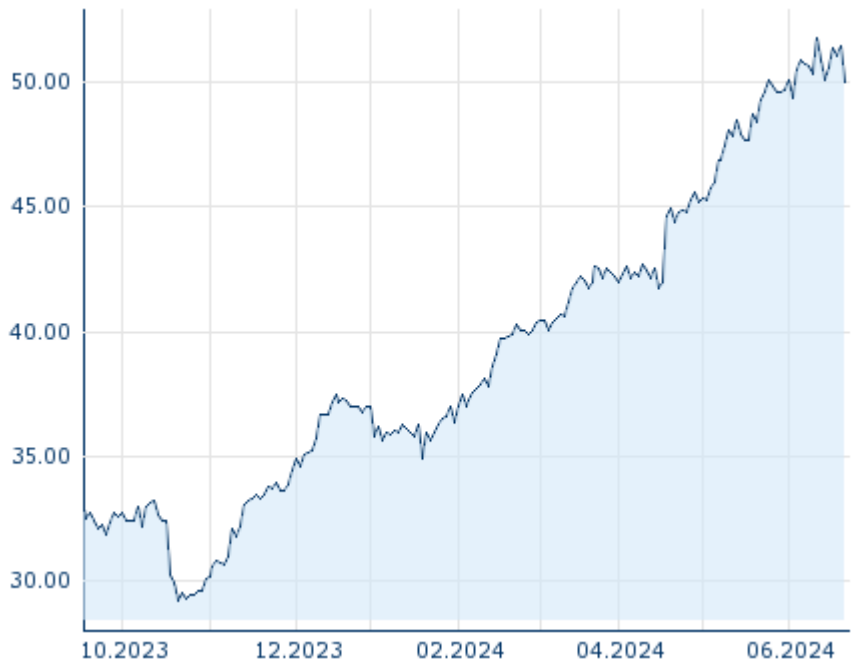
### Performance and Risk

	6m	1y	3y
Perf (%)	+35.09%	-	-
Perf (abs.)	+12.98	-	-
Beta	-	-	-
Volatility	19.51	-	-

### Futures and Options

Related Futures	-
Related Options	-

5y












Information about previous performance does not guarantee future performance.  
Source: FactSet

### Price data

Ø price 5 days   Ø volume 5 days (pcs.)	50.8919 CHF (0)
Ø price 30 days   Ø volume 30 days (pcs.)	49.7426 CHF (0)
Ø price 100 days   Ø volume 100 days (pcs.)	44.0923 CHF (0)
Ø price 250 days   Ø volume 250 days (pcs.)	- CHF (-)
YTD High   date	51.7681 CHF (2024/06/12)
YTD Low   date	34.9375 CHF (2024/01/19)
52 Weeks High   date	- CHF (-)
52 Weeks Low   date	- CHF (-)

### Recent Research

on underlying	on sector	on market	
Date		Headline	Download
2024/06/21		Global Equity Ratings	
2024/06/21		Aktienempfehlungen Global	
2024/06/14		Global Equity Ratings	
2024/06/14		Aktienempfehlungen Global	
2024/05/29		Global Equity Ratings	