

# ABB LTD. FUTURE (ABBP) - EUX/202410

2024/06/14 18:38:38

**Price**  
**50.1244** CHF  
 Difference  -1.57% (-0.80)

**General attributes**

Symbol	ABBPV24
Exchange	Eurex
Currency	CHF
Security type	Future
Underlying	ABB LTD
Maturity	10-2024
Contract size	100

**Market data**

Bid (Bid size)	- CHF (-)
Ask (Ask size)	- CHF (-)
Open	50.1244 CHF
High	50.1244 CHF
Low	50.1244 CHF
Close (prev. day)	50.9222 CHF
Underlying	ABB LTD
Underlying price (date)	49.89 (24/06/14)
Settlement price (date)	50.12 (24/06/14)
Open Interest	0

**Performance and Risk**

	6m	1y	3y
Perf (%)	+34.87%	-	-
Perf (abs.)	+12.96	-	-
Beta	-	-	-
Volatility	18.92	-	-

**Futures and Options**

Related Futures	-
Related Options	-

5y












Information about previous performance does not guarantee future performance.  
 Source: FactSet

**Price data**

Ø price 5 days   Ø volume 5 days (pcs.)	50.7518 CHF (0)
Ø price 30 days   Ø volume 30 days (pcs.)	49.0243 CHF (0)
Ø price 100 days   Ø volume 100 days (pcs.)	43.3706 CHF (0)
Ø price 250 days   Ø volume 250 days (pcs.)	- CHF (-)
YTD High   date	51.7681 CHF (2024/06/12)
YTD Low   date	34.9375 CHF (2024/01/19)
52 Weeks High   date	- CHF (-)
52 Weeks Low   date	- CHF (-)

**Recent Research**

on underlying	on sector	on market	
Date		Headline	Download
2024/06/14		Global Equity Ratings	
2024/06/14		Aktienempfehlungen Global	
2024/05/29		Global Equity Ratings	
2024/05/29		Aktienempfehlungen Global	
2024/04/26		Global Equity Ratings	