

SAP SE FUTURE (SAPJ) - EUX/202410

2024/07/17 18:46:14

Price
185.1499 EUR
 Difference  -2.13% (-4.02)

General attributes

Symbol	SAPJV24
Exchange	Eurex
Currency	EUR
Security type	Future
Underlying	SAP SE
Maturity	10-2024
Contract size	100

Market data

Bid (Bid size)	- EUR (-)
Ask (Ask size)	- EUR (-)
Open	185.1499 EUR
High	185.1499 EUR
Low	185.1499 EUR
Close (prev. day)	189.1715 EUR
Underlying	SAP SE
Underlying price (date)	183.26 (24/07/17)
Settlement price (date)	185.15 (24/07/17)
Open Interest	0

Performance and Risk

	6m	1y	3y
Perf (%)	+25.85%	-	-
Perf (abs.)	+38.03	-	-
Beta	-	-	-
Volatility	24.80	-	-

Futures and Options

Related Futures	-
Related Options	-












Information about previous performance does not guarantee future performance.
 Source: FactSet

Price data

Ø price 5 days Ø volume 5 days (pcs.)	188.6714 EUR (0)
Ø price 30 days Ø volume 30 days (pcs.)	184.9919 EUR (0)
Ø price 100 days Ø volume 100 days (pcs.)	179.0272 EUR (0)
Ø price 250 days Ø volume 250 days (pcs.)	- EUR (-)
YTD High date	191.8727 EUR (2024/06/28)
YTD Low date	138.7492 EUR (2024/01/04)
52 Weeks High date	- EUR (-)
52 Weeks Low date	- EUR (-)

Recent Research

on underlying	on sector	on market	
Date		Headline	Download
2024/07/15		Aktienempfehlungen Global	
2024/07/12		Global Equity Ratings	
2024/06/21		Global Equity Ratings	
2024/06/21		Aktienempfehlungen Global	
2024/06/14		Global Equity Ratings	