

# SAP SE FUTURE (SAPJ) - EUX/202410

2024/06/10 18:33:11

**Price**  
**179.4078** EUR

**Difference**  **-0.34% (-0.61)**

### General attributes

Symbol	SAPJV24
Exchange	Eurex
Currency	EUR
Security type	Future
Underlying	SAP SE
Maturity	10-2024
Contract size	100

### Market data

Bid (Bid size)	- EUR (-)
Ask (Ask size)	- EUR (-)
Open	179.4078 EUR
High	179.4078 EUR
Low	179.4078 EUR
Close (prev. day)	180.0161 EUR
Underlying	SAP SE
Underlying price (date)	176.82 (24/06/10)
Settlement price (date)	179.41 (24/06/10)
Open Interest	0

### Performance and Risk

	6m	1y	3y
Perf (%)	+18.71%	-	-
Perf (abs.)	+28.27	-	-
Beta	-	-	-
Volatility	24.16	-	-

### Futures and Options

Related Futures	-
Related Options	-

5y












Information about previous performance does not guarantee future performance.  
Source: FactSet

### Price data

Ø price 5 days   Ø volume 5 days (pcs.)	176.9162 EUR (0)
Ø price 30 days   Ø volume 30 days (pcs.)	176.8996 EUR (0)
Ø price 100 days   Ø volume 100 days (pcs.)	173.3466 EUR (0)
Ø price 250 days   Ø volume 250 days (pcs.)	- EUR (-)
YTD High   date	184.6970 EUR (2024/03/26)
YTD Low   date	138.7492 EUR (2024/01/04)
52 Weeks High   date	- EUR (-)
52 Weeks Low   date	- EUR (-)

### Recent Research

on underlying	on sector	on market	
Date		Headline	Download
2024/05/29		Global Equity Ratings	
2024/05/29		Aktienempfehlungen Global	
2024/04/26		Global Equity Ratings	
2024/04/26		Aktienempfehlungen Global	
2024/04/03		Global Equity Ratings	