

# SAP SE FUTURE (SAPJ) - EUX/202410

2024/05/29 18:45:46

**Price**  
**178.4519** EUR

**Difference**  **-0.79% (-1.43)**

**General attributes**

Symbol	SAPJV24
Exchange	Eurex
Currency	EUR
Security type	Future
Underlying	SAP SE
Maturity	10-2024
Contract size	100

**Market data**

Bid (Bid size)	- EUR (-)
Ask (Ask size)	- EUR (-)
Open	178.4519 EUR
High	178.4519 EUR
Low	178.4519 EUR
Close (prev. day)	179.8812 EUR
Underlying	SAP SE
Underlying price (date)	175.82 (24/05/29)
Settlement price (date)	178.45 (24/05/29)
Open Interest	0



Information about previous performance does not guarantee future performance.  
 Source: FactSet

**Performance and Risk**

	6m	1y	3y
Perf (%)	+23.48%	-	-
Perf (abs.)	+34.21	-	-
Beta	-	-	-
Volatility	22.62	-	-










**Futures and Options**

Related Futures	-
Related Options	-

**Price data**

Ø price 5 days   Ø volume 5 days (pcs.)	182.4523 EUR (0)
Ø price 30 days   Ø volume 30 days (pcs.)	176.0229 EUR (0)
Ø price 100 days   Ø volume 100 days (pcs.)	170.6049 EUR (0)
Ø price 250 days   Ø volume 250 days (pcs.)	- EUR (-)
YTD High   date	184.6970 EUR (2024/03/26)
YTD Low   date	138.7492 EUR (2024/01/04)
52 Weeks High   date	- EUR (-)
52 Weeks Low   date	- EUR (-)

**Recent Research**

on underlying   on sector   on market			
Date		Headline	Download
2024/05/29		Global Equity Ratings	
2024/05/29		Aktienempfehlungen Global	
2024/04/26		Global Equity Ratings	
2024/04/26		Aktienempfehlungen Global	
2024/04/03		Global Equity Ratings	