

APPLE INC. FUTURE (AAPH) - EUX/202410

2024/07/26 18:34:47

Price
220.9748 USD

Difference  **-0.24% (-0.54)**

General attributes

Symbol	AAPHV24
Exchange	Eurex
Currency	USD
Security type	Future
Underlying	APPLE INC
Maturity	10-2024
Contract size	100

Market data

Bid (Bid size)	- USD (-)
Ask (Ask size)	- USD (-)
Open	220.9748 USD
High	220.9748 USD
Low	220.9748 USD
Close (prev. day)	221.5142 USD
Underlying	APPLE INC
Underlying price (date)	217.96 (24/07/26)
Settlement price (date)	220.97 (24/07/26)
Open Interest	0

Performance and Risk

	6m	1y	3y
Perf (%)	+10.00%	-	-
Perf (abs.)	+20.09	-	-
Beta	-	-	-
Volatility	24.39	-	-

Futures and Options

Related Futures	-
Related Options	-












Information about previous performance does not guarantee future performance.
 Source: FactSet

Price data

Ø price 5 days Ø volume 5 days (pcs.)	223.9159 USD (0)
Ø price 30 days Ø volume 30 days (pcs.)	224.1106 USD (0)
Ø price 100 days Ø volume 100 days (pcs.)	196.6543 USD (0)
Ø price 250 days Ø volume 250 days (pcs.)	- USD (-)
YTD High date	238.3683 USD (2024/07/15)
YTD Low date	169.1244 USD (2024/04/19)
52 Weeks High date	- USD (-)
52 Weeks Low date	- USD (-)

Recent Research

on underlying	on sector	on market	
Date		Headline	Download
2024/07/24		Global Equity Ratings	
2024/07/24		Aktienempfehlungen Global	
2024/07/15		Aktienempfehlungen Global	
2024/07/12		Global Equity Ratings	
2024/06/21		Global Equity Ratings	