

# UMICORE S.A. FUTURE (NVJH) - EUX/202410

2024/07/26 18:35:38

**Price**  
**12.9805** EUR

**Difference**  **-6.35% (-0.88)**

### General attributes

Symbol	NVJHV24
Exchange	Eurex
Currency	EUR
Security type	Future
Underlying	UMICORE S.A.
Maturity	10-2024
Contract size	100

### Market data

Bid (Bid size)	- EUR (-)
Ask (Ask size)	- EUR (-)
Open	12.9805 EUR
High	12.9805 EUR
Low	12.9805 EUR
Close (prev. day)	13.8606 EUR
Underlying	UMICORE S.A.
Underlying price (date)	13.11 (24/07/26)
Settlement price (date)	12.98 (24/07/26)
Open Interest	0

### Performance and Risk

	6m	1y	3y
Perf (%)	-40.75%	-	-
Perf (abs.)	-8.93	-	-
Beta	-	-	-
Volatility	37.78	-	-

### Futures and Options

Related Futures	-
Related Options	-












Information about previous performance does not guarantee future performance.  
Source: FactSet

### Price data

Ø price 5 days   Ø volume 5 days (pcs.)	13.8944 EUR (0)
Ø price 30 days   Ø volume 30 days (pcs.)	14.1521 EUR (0)
Ø price 100 days   Ø volume 100 days (pcs.)	18.1270 EUR (0)
Ø price 250 days   Ø volume 250 days (pcs.)	- EUR (-)
YTD High   date	24.8695 EUR (2024/01/02)
YTD Low   date	12.9805 EUR (2024/07/26)
52 Weeks High   date	- EUR (-)
52 Weeks Low   date	- EUR (-)

### Recent Research

on sector	on market	Date	Headline	Download
		2024/07/26	 Equity Weekly	
		2024/07/24	 Global Equity Ratings	
		2024/07/24	 Aktienempfehlungen Global	
		2024/07/15	 Aktienempfehlungen Global	
		2024/07/12	 Equity Weekly	