

CECONOMY AG FUTURE (CECF) - EUX/202410

2024/06/28 18:40:41

Price
3.0069 EUR
Difference  **-3.89% (-0.12)**

General attributes

Symbol CECFV24
Exchange Eurex
Currency EUR
Security type Future
Underlying CECONOMY AG
Maturity 10-2024
Contract size 100

Market data

Bid (Bid size) - EUR (-)
Ask (Ask size) - EUR (-)
Open 3.0069 EUR
High 3.0069 EUR
Low 3.0069 EUR
Close (prev. day) 3.1287 EUR
Underlying CECONOMY AG
Underlying price (date) 2.97 (24/06/28)
Settlement price (date) 3.01 (24/06/28)
Open Interest 0

Performance and Risk

	6m	1y	3y
Perf (%)	+20.72%	-	-
Perf (abs.)	+0.52	-	-
Beta	-	-	-
Volatility	42.27	-	-

Futures and Options

Related Futures -
Related Options -












5y

Information about previous performance does not guarantee future performance.
 Source: FactSet

Price data

Ø price 5 days Ø volume 5 days (pcs.)	3.1270 EUR (0)
Ø price 30 days Ø volume 30 days (pcs.)	3.1892 EUR (0)
Ø price 100 days Ø volume 100 days (pcs.)	2.4302 EUR (0)
Ø price 250 days Ø volume 250 days (pcs.)	- EUR (-)
YTD High date	3.4206 EUR (2024/06/12)
YTD Low date	1.7651 EUR (2024/03/22)
52 Weeks High date	- EUR (-)
52 Weeks Low date	- EUR (-)

Recent Research

on sector		on market	
Date		Headline	Download
2024/06/21		Equity Weekly	
2024/06/21		Global Equity Ratings	
2024/06/21		Aktienempfehlungen Global	
2024/06/14		Global Equity Ratings	
2024/06/14		Aktienempfehlungen Global	