

CECONOMY AG FUTURE (CECF) - EUX/202410

2024/06/25 19:05:17

Price
3.1314 EUR
Difference  **-3.38% (-0.11)**

General attributes

Symbol	CECFV24
Exchange	Eurex
Currency	EUR
Security type	Future
Underlying	CECONOMY AG
Maturity	10-2024
Contract size	100

Market data

Bid (Bid size)	- EUR (-)
Ask (Ask size)	- EUR (-)
Open	3.1314 EUR
High	3.1314 EUR
Low	3.1314 EUR
Close (prev. day)	3.2411 EUR
Underlying	CECONOMY AG
Underlying price (date)	3.092 (24/06/25)
Settlement price (date)	3.13 (24/06/25)
Open Interest	0

Performance and Risk

	6m	1y	3y
Perf (%)	+34.13%	-	-
Perf (abs.)	+0.82	-	-
Beta	-	-	-
Volatility	41.87	-	-

Futures and Options

Related Futures	-
Related Options	-












5y

Information about previous performance does not guarantee future performance.
 Source: FactSet

Price data

Ø price 5 days Ø volume 5 days (pcs.)	3.2451 EUR (0)
Ø price 30 days Ø volume 30 days (pcs.)	3.1361 EUR (0)
Ø price 100 days Ø volume 100 days (pcs.)	2.3950 EUR (0)
Ø price 250 days Ø volume 250 days (pcs.)	- EUR (-)
YTD High date	3.4206 EUR (2024/06/12)
YTD Low date	1.7651 EUR (2024/03/22)
52 Weeks High date	- EUR (-)
52 Weeks Low date	- EUR (-)

Recent Research

on sector		on market	
Date		Headline	Download
2024/06/21		Equity Weekly	
2024/06/21		Global Equity Ratings	
2024/06/21		Aktienempfehlungen Global	
2024/06/14		Global Equity Ratings	
2024/06/14		Aktienempfehlungen Global	