

ABB LTD. FUTURE (ABBG) - EUX/202410

2024/09/02 18:39:38

Price
49.0418 CHF

Difference  0.69% (0.34)

General attributes

Symbol	ABBGV24
Exchange	Eurex
Currency	CHF
Security type	Future
Underlying	ABB LTD
Maturity	10-2024
Contract size	100

Market data

Bid (Bid size)	- CHF (-)
Ask (Ask size)	- CHF (-)
Open	49.0418 CHF
High	49.0418 CHF
Low	49.0418 CHF
Close (prev. day)	48.7056 CHF
Underlying	ABB LTD
Underlying price (date)	48.97 (24/09/02)
Settlement price (date)	49.04 (24/09/02)
Open Interest	0

Performance and Risk

	6m	1y	3y
Perf (%)	+21.37%	-	-
Perf (abs.)	+8.63	-	-
Beta	-	-	-
Volatility	24.17	-	-

Futures and Options

Related Futures	-
Related Options	-

5y












Information about previous performance does not guarantee future performance.
Source: FactSet

Price data

Ø price 5 days Ø volume 5 days (pcs.)	48.4467 CHF (0)
Ø price 30 days Ø volume 30 days (pcs.)	47.2979 CHF (0)
Ø price 100 days Ø volume 100 days (pcs.)	48.2183 CHF (0)
Ø price 250 days Ø volume 250 days (pcs.)	- CHF (-)
YTD High date	52.0075 CHF (2024/07/12)
YTD Low date	34.9375 CHF (2024/01/19)
52 Weeks High date	- CHF (-)
52 Weeks Low date	- CHF (-)

Recent Research

on underlying	on sector	on market	
Date		Headline	Download
2024/08/12		Global Equity Ratings	
2024/08/12		Aktienempfehlungen Global	
2024/07/24		Global Equity Ratings	
2024/07/24		Aktienempfehlungen Global	
2024/07/15		Aktienempfehlungen Global	