

# ABB LTD. FUTURE (ABBG) - EUX/202410

2024/09/17 18:45:40

Price  
**47.8477** CHF

Difference  1.94% (0.91)

### General attributes

Symbol	ABBGV24
Exchange	Eurex
Currency	CHF
Security type	Future
Underlying	ABB LTD
Maturity	10-2024
Contract size	100

### Market data

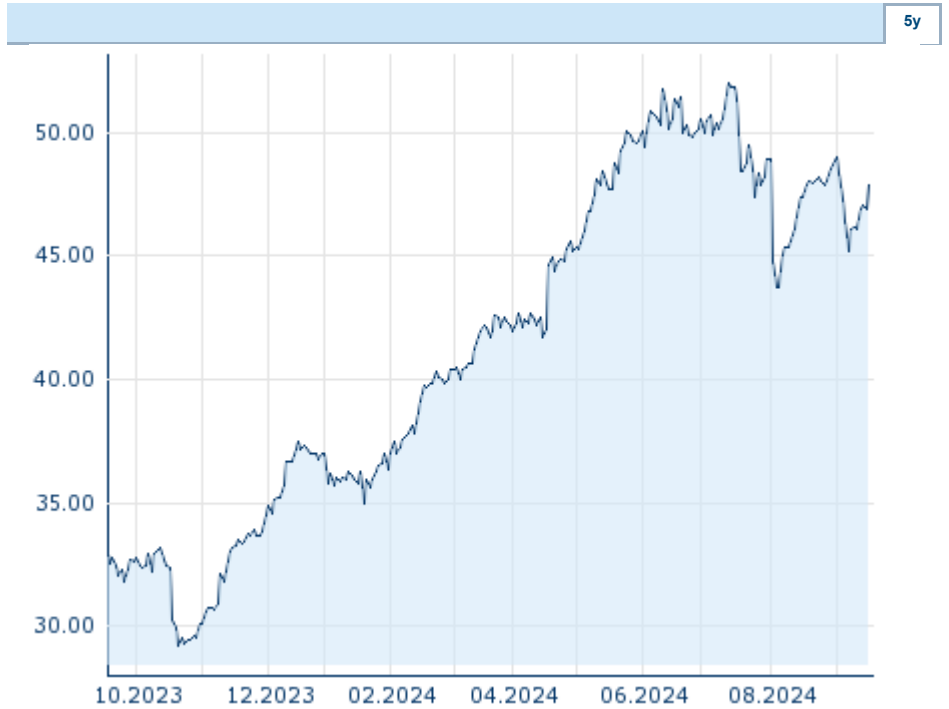
Bid (Bid size)	- CHF (-)
Ask (Ask size)	- CHF (-)
Open	47.8477 CHF
High	47.8477 CHF
Low	47.8477 CHF
Close (prev. day)	46.937 CHF
Underlying	ABB LTD
Underlying price (date)	47.80 (24/09/17)
Settlement price (date)	47.85 (24/09/17)
Open Interest	0

### Performance and Risk

	6m	1y	3y
Perf (%)	+13.44%	-	-
Perf (abs.)	+5.67	-	-
Beta	-	-	-
Volatility	25.03	-	-

### Futures and Options

Related Futures	-
Related Options	-












Information about previous performance does not guarantee future performance.  
Source: FactSet

### Price data

Ø price 5 days   Ø volume 5 days (pcs.)	46.9730 CHF (0)
Ø price 30 days   Ø volume 30 days (pcs.)	47.1142 CHF (0)
Ø price 100 days   Ø volume 100 days (pcs.)	48.5077 CHF (0)
Ø price 250 days   Ø volume 250 days (pcs.)	41.5312 CHF (0)
YTD High   date	52.0075 CHF (2024/07/12)
YTD Low   date	34.9375 CHF (2024/01/19)
52 Weeks High   date	- CHF (-)
52 Weeks Low   date	- CHF (-)

### Recent Research

on underlying	on sector	on market	
Date		Headline	Download
2024/09/11		Global Equity Ratings	
2024/09/11		Aktienempfehlungen Global	
2024/09/05		Global Equity Ratings	
2024/09/05		Aktienempfehlungen Global	
2024/08/12		Global Equity Ratings	