

ABB LTD. FUTURE (ABBG) - EUX/202410

2024/05/16 18:30:26

Price
47.9246 CHF

Difference  -1.14% (-0.55)

General attributes

Symbol	ABBGV24
Exchange	Eurex
Currency	CHF
Security type	Future
Underlying	ABB LTD
Maturity	10-2024
Contract size	100

Market data

Bid (Bid size)	- CHF (-)
Ask (Ask size)	- CHF (-)
Open	47.9246 CHF
High	47.9246 CHF
Low	47.9246 CHF
Close (prev. day)	48.4792 CHF
Underlying	ABB LTD
Underlying price (date)	47.01 (24/05/17)
Settlement price (date)	47.92 (24/05/16)
Open Interest	0

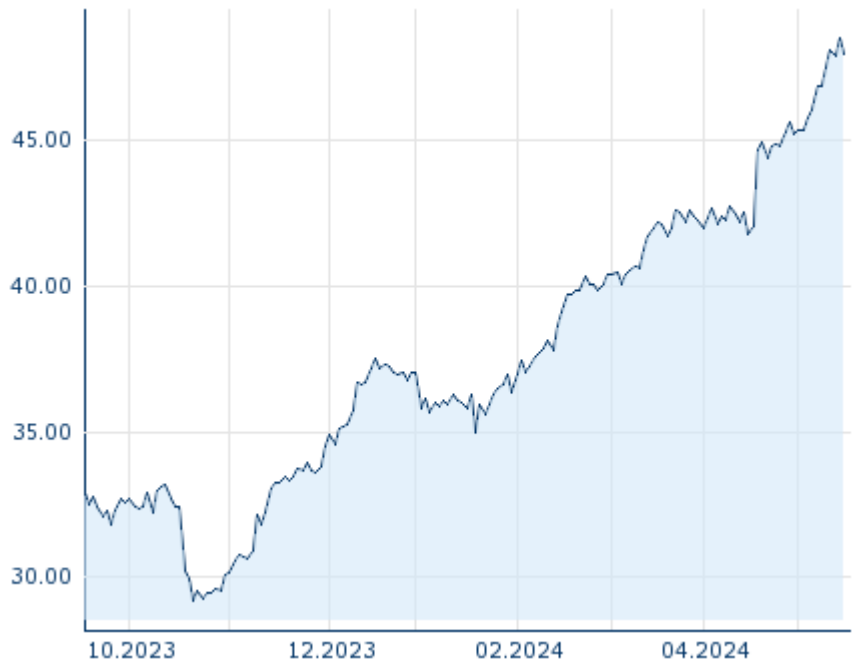
Performance and Risk

	6m	1y	3y
Perf (%)	+44.03%	-	-
Perf (abs.)	+14.65	-	-
Beta	-	-	-
Volatility	18.29	-	-

Futures and Options

Related Futures	-
Related Options	-

5y














Information about previous performance does not guarantee future performance.
Source: FactSet

Price data

Ø price 5 days Ø volume 5 days (pcs.)	47.9560 CHF (0)
Ø price 30 days Ø volume 30 days (pcs.)	44.7743 CHF (0)
Ø price 100 days Ø volume 100 days (pcs.)	40.5170 CHF (0)
Ø price 250 days Ø volume 250 days (pcs.)	- CHF (-)
YTD High date	48.4792 CHF (2024/05/15)
YTD Low date	34.9375 CHF (2024/01/19)
52 Weeks High date	- CHF (-)
52 Weeks Low date	- CHF (-)

Recent Research

on underlying				on sector				on market			
Date		Headline		Download		Download		Download		Download	
2024/04/26		Global Equity Ratings									
2024/04/26		Aktienempfehlungen Global									
2024/04/03		Global Equity Ratings									
2024/04/03		Aktienempfehlungen Global									
2024/03/13		Global Equity Ratings		