

# ASR NEDERLAND N.V. FUTURE (ASRF) - EUX/202410

2024/07/26 18:34:53

**Price**  
**45.5577** EUR  
 Difference  1.45% (0.65)

**General attributes**

Symbol	ASRFV24
Exchange	Eurex
Currency	EUR
Security type	Future
Underlying	ASR NEDERLAND N.V.
Maturity	10-2024
Contract size	100

**Market data**

Bid (Bid size)	- EUR (-)
Ask (Ask size)	- EUR (-)
Open	45.5577 EUR
High	45.5577 EUR
Low	45.5577 EUR
Close (prev. day)	44.9067 EUR
Underlying	ASR NEDERLAND N.V.
Underlying price (date)	46.12 (24/07/26)
Settlement price (date)	45.56 (24/07/26)
Open Interest	0

**Performance and Risk**

	6m	1y	3y
Perf (%)	+8.40%	-	-
Perf (abs.)	+3.53	-	-
Beta	-	-	-
Volatility	17.25	-	-

**Futures and Options**

Related Futures	-
Related Options	-

5y












Information about previous performance does not guarantee future performance.  
 Source: FactSet

**Price data**

Ø price 5 days   Ø volume 5 days (pcs.)	45.4549 EUR (0)
Ø price 30 days   Ø volume 30 days (pcs.)	44.5744 EUR (0)
Ø price 100 days   Ø volume 100 days (pcs.)	44.2153 EUR (0)
Ø price 250 days   Ø volume 250 days (pcs.)	- EUR (-)
YTD High   date	46.9075 EUR (2024/05/10)
YTD Low   date	40.0156 EUR (2024/03/04)
52 Weeks High   date	- EUR (-)
52 Weeks Low   date	- EUR (-)

**Recent Research**

on sector		on market	
Date		Headline	Download
2024/07/24		Global Equity Ratings	
2024/07/24		Aktienempfehlungen Global	
2024/07/19		Equity Weekly	
2024/07/15		Aktienempfehlungen Global	
2024/07/12		Global Equity Ratings	