

BEST BUY CO. INC. FUTURE (BBYF) - EUX/202410

2024/08/16 19:01:11

Price
84.5857 USD

Difference  0.51% (0.43)

General attributes

Symbol	BBYFV24
Exchange	Eurex
Currency	USD
Security type	Future
Underlying	BEST BUY CORP INC.
Maturity	10-2024
Contract size	100

Market data

Bid (Bid size)	- USD (-)
Ask (Ask size)	- USD (-)
Open	84.5857 USD
High	84.5857 USD
Low	84.5857 USD
Close (prev. day)	84.1557 USD
Underlying	BEST BUY CORP INC.
Underlying price (date)	85.24 (24/08/16)
Settlement price (date)	84.59 (24/08/16)
Open Interest	0

Performance and Risk

	6m	1y	3y
Perf (%)	+13.10%	-	-
Perf (abs.)	+9.80	-	-
Beta	-	-	-
Volatility	32.75	-	-

Futures and Options

Related Futures	-
Related Options	-












Information about previous performance does not guarantee future performance.
Source: FactSet

Price data

Ø price 5 days Ø volume 5 days (pcs.)	83.2719 USD (0)
Ø price 30 days Ø volume 30 days (pcs.)	85.4573 USD (0)
Ø price 100 days Ø volume 100 days (pcs.)	81.5877 USD (0)
Ø price 250 days Ø volume 250 days (pcs.)	- USD (-)
YTD High date	92.7748 USD (2024/06/20)
YTD Low date	69.8223 USD (2024/05/23)
52 Weeks High date	- USD (-)
52 Weeks Low date	- USD (-)

Recent Research

on sector		on market	
Date		Headline	Download
2024/08/12		Global Equity Ratings	
2024/08/12		Aktienempfehlungen Global	
2024/07/24		Global Equity Ratings	
2024/07/24		Aktienempfehlungen Global	
2024/07/15		Aktienempfehlungen Global	