

# WARTSILA CORP. FUTURE (MTAI) - EUX/202410

2024/07/26 18:35:35

**Price**  
**18.769** EUR  
 Difference  0.18% (0.03)

**General attributes**

|               |                  |
|---------------|------------------|
| Symbol        | MTAIV24          |
| Exchange      | -                |
| Currency      | EUR              |
| Security type | Future           |
| Underlying    | WARTSILA OYJ ABP |
| Maturity      | 10-2024          |
| Contract size | 100              |

**Market data**

|                         |                   |
|-------------------------|-------------------|
| Bid (Bid size)          | - EUR (-)         |
| Ask (Ask size)          | - EUR (-)         |
| Open                    | 18.769 EUR        |
| High                    | 18.769 EUR        |
| Low                     | 18.769 EUR        |
| Close (prev. day)       | 18.7358 EUR       |
| Underlying              | WÄRTSILÄ OYJ ABP  |
| Underlying price (date) | 18.755 (24/07/26) |
| Settlement price (date) | 18.77 (24/07/26)  |
| Open Interest           | 0                 |

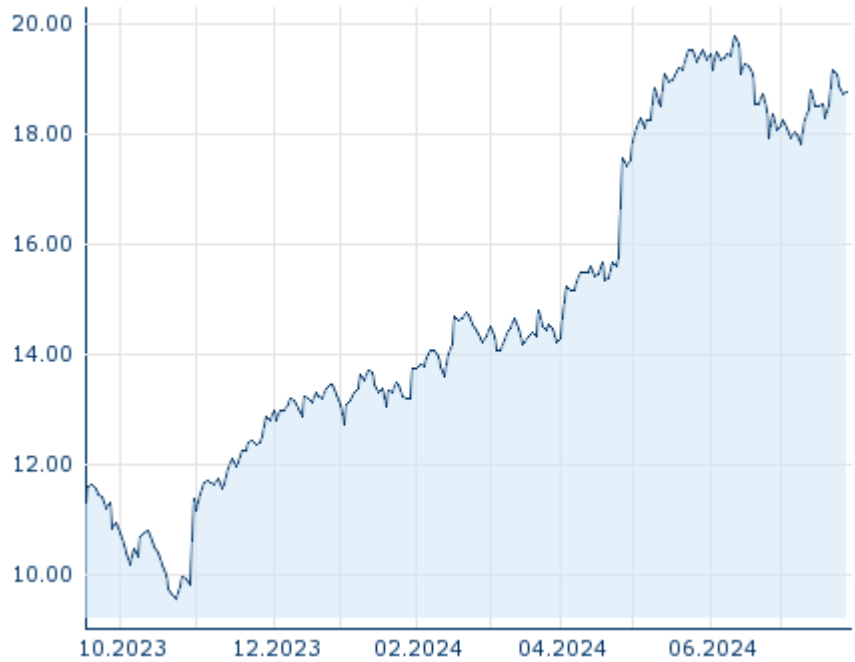
**Performance and Risk**

|             | 6m      | 1y | 3y |
|-------------|---------|----|----|
| Perf (%)    | +41.58% | -  | -  |
| Perf (abs.) | +5.51   | -  | -  |
| Beta        | -       | -  | -  |
| Volatility  | 26.75   | -  | -  |

**Futures and Options**

|                 |   |
|-----------------|---|
| Related Futures | - |
| Related Options | - |

5y













Information about previous performance does not guarantee future performance.  
 Source: FactSet

**Price data**

|   |                         |
|---|-------------------------|
| Ø price 5 days   Ø volume 5 days (pcs.)     | 18.929 EUR (0)          |
| Ø price 30 days   Ø volume 30 days (pcs.)   | 18.500 EUR (0)          |
| Ø price 100 days   Ø volume 100 days (pcs.) | 17.383 EUR (0)          |
| Ø price 250 days   Ø volume 250 days (pcs.) | - EUR (-)               |
| YTD High   date                             | 19.778 EUR (2024/06/12) |
| YTD Low   date                              | 12.719 EUR (2024/01/03) |
| 52 Weeks High   date                        | - EUR (-)               |
| 52 Weeks Low   date                         | - EUR (-)               |

**Recent Research**

| on sector  |   | on market                 |   |
|------------|---|---------------------------|---|
| Date       |   | Headline                  | Download  |
| 2024/07/26 |  | Equity Weekly             |  |
| 2024/07/24 |  | Global Equity Ratings     |  |
| 2024/07/24 |  | Aktienempfehlungen Global |  |
| 2024/07/15 |  | Aktienempfehlungen Global |  |
| 2024/07/12 |  | Global Equity Ratings     |  |